

# Variability of extragalactic radio sources from the results of multifrequency monitoring at RATAN-600

S.O. Kiikov, M.G. Mingaliev, V.A. Stolyarov, M.S. Stupalov

Special Astrophysical Observatory of the Russian AS, Nizhnij Arkhyz 369167, Russia

Received December 11, 2002; accepted December 17, 2002.

**Abstract.** The results of the observations of 71 extragalactic radio sources using the RATAN-600 radio telescope are presented. The observations were conducted in eight sets from 1995 to 1996 at the wavelengths 1.38, 2.7, 3.9, 7.6, 13 and 31 cm. Time variations of the radio emission flux density of the sources were obtained. Variation parameters of the sources were studied.

**Key words:** radio continuum: galaxies — galaxies: optical identification — radio sources: variability

## 1. Introduction

Observations of 71 extragalactic radio sources, 6 of which are reference sources, were carried out at the RATAN-600 radio telescope during the years 1995–1996. The principle goal of these observations was to study the flux density variability of the radio emission of the sources. In this paper we present the results of investigation of the obtained observational data.

## 2. Observations

The observations were carried out in the northern sector of the RATAN-600 radio telescope. The declination range was from  $-24^\circ$  to  $44^\circ$ . The sources were observed in eight series at the wavelengths 2.7, 3.9, 7.6, 13 and 31 cm, and in some series at 1.38 cm. Each source was observed 5–8 times during a single observational set. The accuracy of the flux density measurement was determined as a standard error of  $N$  observations of each source during a set.

The flux densities of the radio sources were referred to those of sources which are believed nonvariable and were used as reference sources for variability investigation. The flux density of six sources that were used as the calibrators are listed in Table 1.

The parameters of the detectors used in the northern sector were given in the papers by Nizhelskij (1996) and Berlin et al. (1997), and the characteristics of the beam pattern were reported by Botashev et al. (1998).

## 3. Results

The flux densities in Jy and their errors are listed in Table 2 for each source in each set at the wavelengths

Table 1: *Adopted calibrator source flux densities*

Source	$S_{1.38}$	$S_{2.7}$	$S_{3.9}$	$S_{7.6}$	$S_{13}$	$S_{31}$
1245-197	0.63	1.24	1.75	3.0	4.0	6.3
0624-058	1.15	2.76	4.16	8.11	12.8	24.1
0518+165	1.15	2.28	2.91	4.04	6.38	10.1
1328+307	2.49	4.22	5.53	8.57	11.5	17.2
0134+329	1.24	2.5	3.63	6.88	10.9	21.9
2105+420	5.5	6.02	6.33	5.0	2.6	–

of 2.7, 3.9, 7.6, 13 and 31 cm. Besides, Fig. 1 displays the time variations of flux densities.

To study variability of extragalactic source radiation, the following values, the same as those used in the papers by Seielstad et al. (1983), Kesteven et al. (1976), and Fanti et al. (1979), were employed:

$$\langle S \rangle = \sum_{i=1}^n \left( \frac{S_i}{\sigma_i^2} \right) / \sum_{i=1}^n \left( \frac{1}{\sigma_i^2} \right), \quad (1)$$

$$\langle \sigma \rangle = \left( \sum_{i=1}^n \left( \frac{1}{\sigma_i^2} \right) \right)^{-0.5}, \quad (2)$$

$$\chi^2 = \sum_{i=1}^n (S_i - \langle S \rangle)^2 / \sigma_i^2, \quad (3)$$

$$\Delta S = \left( (n-1) (\chi^2 - (n-1)) / \sum_{i=1}^n \left( \frac{1}{\sigma_i^2} \right) \right)^{0.5}, \quad (4)$$

$$V = \Delta S / \langle S \rangle, \quad (5)$$

where  $S_i$  and  $\sigma_i$  are the flux densities and their errors presented in Table 2, respectively, and  $n$  is the number of series for which data are available.  $V$  is the

relative amplitude of variability.

The computed parameters (1) — (5), the number of degrees of freedom  $df$ , and  $\chi^2$ -probability  $P$  are presented in Table 3. A source considered to be variable at the given wavelength  $\lambda$  if  $P > 0.985$ . Variability of a radio source in Table 3 is marked by  $v$  (variable), and in the case of non-variable source the symbol  $n$  (non-variable) is used instead.

#### 4. Discussion

According to the variability criterion used above, out of 65 radio sources studied in this paper, 47 (72%) are variable at the wavelength 2.7 cm, 47 (72%) at 3.9 cm, 53 (82%) at 7.6 cm, 26 (40%) at 13 cm, and 38 (58%) at 31 cm. 17 (26%) objects show variability simultaneously at all wavelengths. As to the variability amplitude, it is observed to rise with increasing frequency in some part of variable objects (6 sources); in the rest of the cases the amplitude decreases initially, then it rises and vice versa. It should be noted that the number of variable sources at some wavelengths is, generally speaking, underestimated, since some sources for which the  $\chi^2$ -probability is close to but less than 0.985 may also be variable.

To investigate the relation between the variability of the sources and other parameters, optical identifications and spectral indices are used.

It follows from the optical identifications of the radio sources under study that 29 are quasars, 15 are BL Lacertae objects, 15 are galaxies, and 6 are empty field objects (i.e. optically unidentified objects). 7 (24%) quasars, 9 (60%) BL Lacertae objects, and 1 (17%) optically unidentified object are variable at all the wavelengths. The data obtained show that the BL Lacertae objects have a significantly higher probability of being variable than the quasars and other radio sources. The relationship between the amplitude of variability of these objects and the redshift is rather complex. If one considers the linear root-mean-square approximation, it can be seen that with increasing redshift of quasars the flux variability amplitude rises at all wavelengths. On the contrary, it decreases for galaxies and BL Lacertae objects. The decrease in amplitude can, for instance, be explained by cosmological “time dilatation”. It means that in the rest frame of the observer the time grows by a factor of  $(1+z)$  and, therefore, only a part of the light curve of extragalactic source is observed. Depending on the frequency of radiation, the variability amplitude in a linear root-mean-square approximation rises with a frequency increase for 16 quasars, 10 BL Lacertae objects, 6 galaxies and 2 empty field objects. Among the investigated extragalactic radio sources the largest median amplitudes of variability are observed for the BL Lacertae objects. Optically unidentified objects at the wavelength 31 cm have

comparable amplitudes.

Out of 65 radio sources that have been investigated, 32 have flat spectra (i.e.  $\alpha > -0.5$ ), for 8 the spectra are steep ( $\alpha \leq -0.5$ ), and for 25 objects the spectral indices are  $> -0.5$  in some ranges, and  $\leq -0.5$  in others, i.e. in some regions the spectrum is flat, in others it is steep. When investigating the relation of the flux density of radio emission of extragalactic objects and the frequency, a computation of spectral indices  $\alpha_{0.97}^{2.3}$ ,  $\alpha_{2.3}^{3.9}$ ,  $\alpha_{3.9}^{7.7}$  and  $\alpha_{7.7}^{11.1}$  was carried out with allowance made for the relationship  $S = C\nu^\alpha$ , where  $C = const$ , and the spectra were also plotted. As it is known, flat spectra are characteristic of compact structures while the steep ones are characteristic of extended regions. Optical identification shows that most sources with flat spectra are BL Lacertae objects, 13 (87%) out of 15; they are followed by quasars, 15 out of 29; then follow galaxies, 3 out of 15; and 1 out of 6 is an empty field source. As far as the steep spectra are concerned, they are observed for 3 quasars, 2 empty field objects and 3 galaxies. The sources with variable indices (i.e. for the spectra of which in some intervals  $\alpha > -0.5$  and in some  $\alpha \leq -0.5$ ) include 11 quasars, 9 galaxies, 3 empty field objects and 2 BL Lacertae objects.

Among 17 objects variable at all wavelengths, 12 have a flat spectrum, out of which 7 are BL Lacertae objects and 5 are quasars, the spectrum of one empty field object is steep, while four sources (2 BL Lacertae objects and 2 quasars) have the spectra with a variable index. The spectrum appearance is largely associated with the variability of extragalactic radio sources. Among these objects an unusual optically unidentified radio source 0312+149 should be noted, which by the spectrum shape is optically thin and variable at the same time. For some sources no variability is observed at all the wavelengths among which there are the quasar 1633+382 with a flat spectrum and a large redshift,  $z \approx 1.8$ , the galaxy 0941-080 with a steep spectrum, and one optically unidentified object 1133+432 with a variable spectral index. The non-variability of the compact object 1633+382 can be explained by the fact that its nucleus is not active. As to the non-variability of the galaxy 0941-080, this is quite naturally since according to its spectrum it is an extended object. Concerning the optically unidentified object 1133+432 showing no variability, one can say judging by the spectrum that it consists of a compact structure, the nucleus of which is not active, and of an extended region. The spectra of more than half of the radio sources, the variability of which is observed at three and four wavelengths, i.e. in the greater part of the range, are flat. Thus, it follows from the results obtained that the variability is basically characteristic of extragalactic radio sources with flat spectra. This can be readily explained by the fact that the flat spectrum objects are generally compact

structures, during the activity period of which radiation variability is observed.

### 5. Conclusions

So, on the basis of our investigations of 65 extragalactic radio sources, it follows that:

1. At all wavelengths simultaneously (2.7, 3.9, 7.6, 13 and 31 cm) 17 (26%) objects are variable. Out of them 9 are BL Lacertae objects (60% from 15), 7 are quasars (24% from 29) and 1 is an optically unidentified object (17% from 6).
2. Variability is basically a characteristic of the radio sources with the flat spectra. Among 17 variable objects mentioned above 12 (71%) ones have a flat spectrum. The spectra of more than a half radio sources, variable at 3 and 4 wavelengths, are flat.
3. In the linear root-mean-square approximation the variability amplitude grows with the frequency increase for 34 radio sources.
4. The largest median amplitudes of radio emission variability are observed in BL Lacertae objects

(except the amplitude in optically unidentified objects at the wavelength 31 cm), and their value by  $1.5 \div 3$  times and even more exceeds the amplitudes of other objects.

5. Variability amplitude at all wavelengths rises with growing redshift in the linear root-mean-square approximation for quasars, and for galaxies and BL Lacertae objects it falls.

### References

Berlin A.B., Maksyashev A.A., Nizhelskij N.A., et al., 1997, Proceed. of 27 Radioastron. Conf., St.Petersburg, **3**, 115  
 Botashev A.M., Gorshkov A.G., Konnikova V.K., Mingaliev M.G., 1998, Preprint SAO RAS, Nizhnij Arkhyz, **132**  
 Fanti R., Ficarra A., Mantovani F., Padrielli L., Weiler K., 1979, Astron. Astrophys. Suppl. Ser., **36**, 359  
 Kesteven M.J.L., Bridle A.H., Brandie G.W., 1976, Astron. J., **84**, 61  
 Nizhelskij N.A., 1996, SAO Report, 57  
 Seielstad G.A., Pearson T.J., Readhead A.C.S., 1983, Publ. Astr. Soc. Pacific, **95**, 842

Table 2: Fluxes and their errors

Name	$\lambda$ Date	1.38 cm		2.7 cm		3.9 cm		7.6 cm		13 cm		31 cm	
		Flux	se	Flux	se	Flux	se	Flux	se	Flux	se	Flux	se
0007+107	Mar96			122	6.1	161	8	189	6.3	107	11		
	June96			59	4.2			151	5.9	106	8		
	Sep96			46	2.3	50	2.5	106	3.8	110	8	115	12
	Dec96	97	10	29	3			84	42	93	5	146	15
0026+346	Mar96			858	19.1	1022	18.4	1402	14.1	1630	28	1927	58
	June96			832	8.4			1450	9.6	1614	21	1726	52
	Sep96			865	9.3	1048	19.7	1432	11.3	1630	36	1966	98
	Dec96	541	27.3	814	9.3			1391	14.5	1580	16	1954	60
0048-097	Mar95			1325	44.0	1176	18	1028	24.7	819	18	680	68
	Aug95			1565	31			932	19	735	15	609	30
	Sep95			1701	32.7	1506	34	1055	15.3	795	19	547	38
	Dec95	1805	217	1383	26	1169	20	951	23	766	16	676	68
	Mar96			2011	46.4	1650	28	1155	20.8	772	21	762	38
	June96			1606	30.5			1220	18.3	822	26	771	39
	Sep96			2053	32.9	1783	21.7	1544	32.4	1079	45	799	40
Dec96	1981	81.7	2065	28.9			1590	20.7	1101	25	681	34	
0108+388	Mar95			663	12.7	958	26	1260	38.2	837	24		
	Aug95			686	18			1265	31	861	29		
	Sep95			672	14.8	1091	24	1282	19.1	835	42		
	Dec95	979	59	697	9	1034	37	1308	27	868	22	309	31
	Mar96			719	25.1	1029	18.7	1251	28.5	806	51		
	June96			669	17.7			1285	29.6	833	34		
	Sep96			714	14.2	1055	26.4	1336	15.7	891	42	311	16
Dec96	274	19	722	13.4			1261	24.9	792	24	346	24	
0109+224	July95			777	14.7	749	39	637	5.7	483	9	323	16
	Sep95			459	7.1	424	12	449	11.1	361	19		
	Dec95	705	50	452	21	425	16	442	8	397	22	665	67
	Mar96			536	14.4	458	22	455	13	481	24		
	June96			694	16			549	16.1	514	39	490	34
	Sep96			950	21.3	761	14.5	629	20.5	439	12	347	17
Dec96	1211	54.3	1103	20.7			779	21	521	28	441	31	
0149+218	Mar96			1552	21.9	1372	30.8	1339	16	1057	18	981	49

Table 2: Fluxes and their errors (continued)

Name	$\lambda$	1.38 cm		2.7 cm		3.9 cm		7.6 cm		13 cm		31 cm	
	Date	Flux	se	Flux	se	Flux	se	Flux	se	Flux	se	Flux	se
	June96			1423	28.9			1409	28.8	1153	25	1150	35
	Sep96			1423	15.2	1330	9.3	1306	14.4	1063	22	1267	63
	Dec96	1222	54	1357	14.3			1277	12.9	1100	36	1143	34
0218+357	Mar95			1449	16.5	1559	25	1571	34.5	1644	30	2225	64
	Aug95			1406	25			1508	29	1605	31	1956	98
	Sep95			1375	24.8	1599	36	1540	24.1	1584	59	1786	97
	Dec95	3209	449	1324	15	1500	39	1531	24	1584	21	2142	57
	Mar96			1398	31.2	1474	23.6	1472	20.7	1512	44	1725	52
	June96			1194	25.5			1485	16.4	1564	37		
	Sep96			1236	19.7	1356	25.2	1453	11.3	1557	40	1784	89
	Dec96	1016	57.4	1297	12.8			1452	16.3	1533	32	1905	72
0223+341	July95			1214	14.1	1466	100	2132	34.7	2524	52	3232	109
	Aug95			795	24			1183	10	1308	34	1649	87
	Sep95			1158	8.3	1412	23	2098	37.3	2476	70	3323	114
	Dec95	1170	82	1109	16	1498	34	2168	29	2542	21	3204	62
	Mar96			1241	15.9	1505	60.3	2210	20.7	2579	45	3640	110
	June96			1137	19.6			2185	17.6	2462	29	3274	98
	Sep96			1262	14.4	1582	38.3	2122	24.2	2379	44	2876	54
	Dec96	635	37.2	1139	16.2			2178	50.5	2540	22	3223	135
0235+164	Mar95			1545	40.5	1634	54	1908	32.6	1771	67	1444	60
	Sep95			633	18.3	743	20	1020	14.7	1171	33	1678	46
	Dec95			533	18	570	20	789	8	942	21	1523	140
	Mar96			483	27.1	423	23	590	9.8	747	23	1097	33
	June96			433	13.5			520	16.2	606	29		
	Sep96			425	12.6	395	7.7	464	9.1	554	25	893	45
	Dec96	426	21	425	13.1			423	13.3	468	25	764	38
0312+149	Feb95			30	1.7	61	3	116	3.7	142	7	422	34
	Mar95			32	3.2	52	3	128	2.5	173	8		
	July95			31	1.7			122	3.7	188	10	574	30
	Sep95			25	2.5	57	4	117	4.4	194	10	421	43
	Dec95			48.5	4.9	59	6	135	4.2	214	12	597	60
	Mar96			116	5.8	74	8	129	19.4	188	13	330	23
	June96							156	8.3	176	9	540	40
	Sep96			53	2.6	77	3.9	122	5.2	207	10	561	28
	Dec96							134	6.8	189	10	362	25
0316+161	Mar95			1161	33.5	1788	78	3607	33.5	5336	195	9395	302
	Aug95			1159	18			3734	15	5515	163	9613	184
	Sep95			1158	25.8	1840	42	3679	46.9	5294	106	9367	171
	Dec95	766	40	1201	35	1764	50	3662	16	5328	120		
	Mar96			1180	20	1811	31.1	3681	63.6	5265	77	9194	276
	June96			1146	30.5			3896	90.4	5341	108		
	Sep96			1164	16.4	1667	18.1	3758	34.5	5283	135	9445	142
	Dec96	503	30.7	1165	14.1			3678	51	5328	102	9505	275
0333+321	Mar96			1573	24.9	1526	36	2011	14.2	2109	54	2703	81
	June96			1354	16.5			1979	18.3	2165	32	3395	102
	Sep96			1407	15.5	1510	25.3	1950	9.9	2215	24	3320	58
	Dec96	1526	69.1	1406	14.1			1943	19	2226	38	3096	93
0428+205	Feb95	539	27	1292	37	1534	10	2523	13.2	3312	64	3433	218
	Mar95			1249	31.5	1675	45	2627	13.6	3149	103	3681	105
	July95			1322	27.7	1735	83	2640	21.5	3183	56	3786	75
	Sep95			1243	14	1498	32	2580	41.8	3110	55	3708	61
	Dec95	1264	103	1421	31	1683	59	2652	14	3215	66	3606	25
	Mar96			1472	40.3	1757	85.2	2742	33.5	3220	44	3943	118
	June96			1272	29			2706	64.7	3039	56	3850	116
	Sep96			1371	26.2	1710	27.5	2711	47.2	3085	72	3645	182
	Dec96	814	72.6	1323	25.1			2689	41.3	3185	56	3808	94
0445+097	Mar95			470	13.1	430	17	484	5.5	601	24	1454	87
	Aug95			486	21			489	4	617	19	1219	49
	Sep95			464	10.8	463	17	491	6.3	598	17		
	Dec95			527	15	474	16	498	6	587	21	1231	74

Table 2: Fluxes and their errors (continued)

Name	$\lambda$	1.38 cm		2.7 cm		3.9 cm		7.6 cm		13 cm		31 cm	
	Date	Flux	se	Flux	se	Flux	se	Flux	se	Flux	se	Flux	se
	Mar96			563	23.9	458	17	525	16.1	601	23	1313	39
	June96			442	14.6			541	14.6	622	39		
	Sep96			480	17.0	442	5.9	546	10.1	616	17	1253	51
	Dec96	437	38.3	474	15			532	11.8	624	22	1233	37
0500+019	Mar95			1227	27.4			2154	26.0	2263	77	1807	106
	Aug95			1219	20			2162	12	2243	41	1901	53
	Sep95			1284	22.1	1596	34	2124	17.6	2256	48	1822	47
	Dec95	1316	120	1276	92	1504	50	2132	19	2268	40	1680	96
	Mar96			1287	22	1517	32.8	2146	35.6	2291	62	1990	60
	June96			1272	33.6			2219	42.3	2177	51		
	Sep96			1273	13.7	1450	15.7	2188	26.7	2180	44	1724	86
	Dec96	825	51.9	1302	21.8			2171	35.8	2330	47	1844	62
0506+056	Feb95			483	13.7	460	12	494	4.6	507	26	547	36
	Mar95			478	9.2	478	19	507	8.1	483	19	455	28
	Sep95			430	21.3	446	23	462	16.7	436	17	462	47
	Dec95	658	41	492	28	434	20	493	8.2				
	Mar96			545	34.2	440	17.6	443	13.7	377	12	1505	45
	June96			414	13.4			475	10.4	407	40		
	Sep96			433	18.6	419	21.9	477	18.4	386	19	321	16
	Dec96	529	42.5	491	12.1			446	10.9	462	31	491	34
0528+134	Mar95			4485	104.1	3811	115	3005	28.4	2266	84	1320	50
	Aug95			8070	170			3565	26	2367	75	1763	49
	Sep95			8606	108	6842	188	3733	46.1	2305	50	1689	36
	Dec95	15346	7678	9444	256	7208	211	3865	35	2553	58	1552	43
	Mar96			10004	159.2	7936	228.4	4281	62.5	2408	46	1521	46
	June96			9036	236.2			5301	155	2688	78	1519	46
	Sep96			8771	125.0	7411	83.7	5078	64.5	2787	73	1465	27
	Dec96	5233	278.4	7034	85.7			5428	151.1	2700	160	1366	34
0607-157	Mar96			7120	167.7	6394	170.8	5321	165.3	3754	130	3216	96
	June96			7437	138.6			4627	95.9	3375	93	2900	99
	Sep96			7063	107.6	5636	71.9	4224	78.2	3345	79	2948	147
	Dec96	7536	661.2	7712	195.6			4050	88.9	3133	60	3116	74
0711+356	Mar95			559	9.9	702	8	1081	21.8	1287	21	1449	39
	Aug95			530	14			1052	22	1270	26		
	Sep95			576	11.7	790	16	1078	18	1284	44	1492	80
	Dec95	745	52	580	31	780	16	1119	17	1335	15	1288	42
	Mar96			607	14.1	763	21.4	1126	13.9	1289	28	1207	36
	June96			561	9.1			1196	14.5	1411	37		
	Sep96			587	10.4	813	17.9	1186	8.0	1366	31	1782	89
	Dec96	330	18.8	600	8.1			1173	13.5	1394	27	1344	27
0727+409	Feb95			281	9.7	363	14	418	4.1	398	20	421	26
	Mar95			272	17.9	347	11	403	13.9	333	18		
	July95			256	10.1	256	11	354	13.8	364	24		
	Sep95			242	11.8	318	12	391	7.3	369	23		
	Dec95			275	14	329	21	405	10.3	351	12	2791	178
	Mar96			297	17.5	333	7.1	401	10.9	370	19		
	June96			270	9.5			377	16.1	324	14		
	Sep96			287	10.2	350	11.3	401	7.4	356	18		
	Dec96	215	15	283	11.4			379	10.8	349	10	405	28
0742+103	Mar95			2044	50.2	2559	71	3643	32.4	3626	134	2451	89
	Aug95			1970	56			3570	14	3625	81	2648	174
	Sep95			2064	45.4	2609	65	3588	43.9	3645	84	2579	93
	Dec95	2305	348	2326	66	2608	76	3662	25	3663	83	2402	120
	Mar96			2166	42.6	2457	61.4	3723	64.5	3646	68	2627	79
	June96			2022	49.2			3965	110.3	3687	78		
	Sep96			2028	30.0	2415	25.7	3729	49.8	3630	94	2524	126
	Dec96	1168	76.3	2021	24.4			3689	59.8	3730	76	2450	61
0754+100	Feb95	1314	66	1202	28.9	1062	14	949	13.7	900	22	672	50
	Mar95			1251	28.4	1228	37	1119	16.1	974	42	856	48
	Sep95			1121	20	1001	23	912	13.7	776	35	949	50

Table 2: Fluxes and their errors (continued)

Name	$\lambda$	1.38 cm		2.7 cm		3.9 cm		7.6 cm		13 cm		31 cm		
		Date	Flux	se	Flux	se	Flux	se	Flux	se	Flux	se	Flux	se
	Dec95	1928		253	1281	36	1095	60	1009	12	937	29	822	108
	Mar96				1809	54.7	1459	62.3	1184	40.7	1023	46	1010	30
	June96				1849	67.2			1196	41.6	1015	48	893	45
	Sep96				2602	31.4	2043	30.9	1500	33.5	1311	42	1086	54
	Dec96	2278		163.5	2308	27.9			1573	26.7	1575	48	1307	99
0805+269	Mar95				182	6.1	200	6	283	3	357	10		
	July95				204	8.1	236	51	270	4.4	310	10		
	Sep95				173	12.2	243	11	279	5.2	339	11		
	Dec95				217	20	249	9	288	7	345	9	887	133
	Mar96				203	10	209	10.1	277	4.1	307	10	481	34
	June96				211	12.5			295	5.6	300	15		
	Sep96				211	10.6	221	6.3	273	6.6	350	18	612	31
	Dec96	197		14	224	9			280	9.3	333	17	464	32
0820+225	Mar95				1100	51.0			1634	10.1	1759	60	2773	68
	Aug95				1027	15			1555	12	1805	38	2681	116
	Sep95				1059	17.3	1282	36	1559	24.7	1807	27	2598	58
	Dec95	1405		128	1040	49	1210	51	1580	13	1863	36	2603	141
	Mar96				1069	39.3	1143	38.1	1634	22.5	1856	37	2664	80
	June96				1046	24.4			1650	33.2	1816	35		
	Sep96				1085	18.4	1158	5.8	1573	17.2	1771	46	2861	143
	Dec96	829		36.7	1113	12.6			1548	56.8	1835	51	2594	78
0829+046	Feb95	1420		71	1405	24.7	1278	13	1216	9	1148	22	1131	70
	Mar95				1298	45.5	1301	43	1212	10.3	1128	39	1180	69
	July95				1338	36.8	1093	137	1194	13.1	1132	32	1166	80
	Sep95				1331	13.1	1179	25	1200	14.7	1127	29	1160	61
	Dec95	1619		180	1366	33	1178	31	1181	20	1106	24	1103	58
	Mar96				1431	47.8	1166	38.8	1177	19.6	1095	18	1124	34
	June96				1371	27.7			1158	36.6	1040	27	1284	39
	Sep96				1410	24.1	1229	20.6	1178	11.9	1104	51	961	48
	Dec96	1385		92.6	1283	7.3			1138	25.6	1027	27	1012	30
0851+202	Feb95	1327		67	1634	50.2	1420	9	1548	9.6	1477	32	1377	101
	Mar95				1489	38.6	1452	46	1569	14	1378	47	1480	52
	July95				1797	39.3	1358	209	1401	7.5	1092	23	1341	69
	Aug95				1690	23			1369	10	1168	32	1203	63
	Sep95				1976	29.6	1660	33	1390	21.5	1071	25	1044	59
	Dec95	5794		1104	2908	73	2402	68	1858	14	1366	36	935	52
	Mar96				1926	38.8	1652	47.2	1570	21.3	1363	35	976	49
	June96				1446	42.7			1351	33.3	1225	29	1155	35
	Sep96				1814	28.6	1425	24.4	1244	15.2	1224	42	1105	55
	Dec96	1747		86.3	1775	25.4			1412	16.4	1247	26	1067	31
0923+393	Mar96				13518	348.8	13575	246	9329	193.6	4555	134	2154	65
	June96				13051	248.7			9195	216.9	4391	118	2803	149
	Sep96				12965	195.9	13428	364.7	9080	106.1	4628	175	2211	111
	Dec96	11123		721.9	13281	177.2			9436	217.7	4593	84	2332	60
0941-080	Mar95				550	23.8	738	37	1410	8.6	1900	22	3155	53
	Aug95								1376	17	1867	37	3132	103
	Sep95				551	27.6	773	23	1389	18.3	1930	32	3050	47
	Dec95				485	18	729	12	1399	7	1917	14	2917	56
	Mar96				511	14.3	733	17.6	1424	21.4	1889	26	3143	94
	June96				481	49.6			1350	85.1	1930	42	3083	53
	Sep96				550	14.9	707	8.5	1341	40.2	1823	31	3071	154
	Dec96	264		18	565	23.7			1427	17.1	1908	17	3125	57
1012+233	Mar96				1109	27.6	999	31.4	1000	11.3	988	19	1351	41
	June96				1186	32.3			1068	22.6	965	23	1139	34
	Sep96				1216	14.3	1109	14.4	999	11.6	935	27	1252	63
	Dec96	978		54	1123	13.6			1049	10.2	950	16	1247	37
1059+282	Feb95	642		32	507	12.3	424	8	305	2.4	257	14	289	18
	Mar95				477	10.2	482	17	324	2.9	276	8	399	20
	July95				516	9	459	37	360	6.1	289	10		
	Sep95				483	19	468	16	381	7.7	236	12		

Table 2: Fluxes and their errors (continued)

Name	$\lambda$	1.38 cm		2.7 cm		3.9 cm		7.6 cm		13 cm		31 cm	
	Date	Flux	se	Flux	se	Flux	se	Flux	se	Flux	se	Flux	se
	Dec95	1067	107	590	17	560	21	434	5.5	323	13	244	25
	Mar96			630	12	565	14.8	479	6	328	7	263	26
	June96			537	12.2			466	9	340	15		
	Sep96			535	9.3	501	15.3	457	3.5	329	17		
	Dec96	457	23	533	9.2			475	3.9	343	10	233	23
1117+146	Mar95			507	14.9	697	23	1235	12.2	1667	64	2960	110
	Aug95			490	18			1239	10	1668	41	3038	161
	Sep95			457	23	674	22	1192	19.1	1634	39	2822	121
	Dec95			509	15	676	29	1217	9	1650	41	2787	50
	Mar96			518	6.4	625	24.6	1283	21.6	1688	35	3044	91
	June96			500	17.6			1331	33	1785	45		
	Sep96			493	12.4	631	11.8	1223	10.8	1628	43	2837	142
	Dec96	190	13	516	23			1269	17.9	1714	44	2914	94
1128+385	Feb95	833	42	926	18.1	962	13	802	8.5	660	30	767	53
	July95			782	14.3	826	55	693	22.6	653	24	994	54
	Sep95			814	11.7	756	19	699	13.1	631	32	622	65
	Dec95	2387	358	915	25	795	27	776	17	689	18	1051	107
	Mar96			1043	30.3	986	43.6	829	16.8	734	34	929	46
	June96			1181	29.3			901	18.9	710	64		
	Sep96			1350	22.5	1309	44.4	926	20.0	670	38		
	Dec96	1155	59.9	1312	31.4			981	22	707	28	694	35
1133+432	Mar95			181	4.3	313	19	657	26.7	942	48	1445	88
	Dec95					297	17	659	19	889	35	1422	90
	Mar96			188	9.5	286	13.8	641	22.9	886	43	1367	41
	June96			158	12.2			651	29.8	906	46		
	Sep96			172	7.9	290	14.4	630	14.7	917	61	1359	68
	Dec96	166	12	167	8.6			634	18.5	874	31	1213	36
1144+352	Feb95			386	7.6	459	9	568	3.9	630	21	441	22
	Mar95			374	16	477	22	583	11.5	588	11	482	25
	Sep95			375	29	422	4	558	14	594	24		
	Dec95			383	8.5	474	22	560	8.4	580	13	553	56
	Mar96			391	22.5	403	21.4	572	7.1	596	25	580	41
	June96			386	20.9			570	13	590	27		
	Sep96			383	15.8	443	8.9	529	9.7	528	15		
	Dec96	209	15	375	7.6			514	12.2	522	9	579	41
1147+245	Mar95			886	20.2			869	2.6	794	28	827	43
	Aug95			792	13			805	8	819	20	874	45
	Sep95			770	25.5	771	16	771	15.7	741	14	767	77
	Dec95	1452	146	889	31	880	20	845	6	782	18	807	81
	Mar96			801	26	768	25.2	779	13.8	739	25	869	43
	June96			778	18.7			851	17.7	835	37		
	Sep96			802	18.5	721	15.2	751	17.0	720	45		
	Dec96	748	60.8	823	11.3			778	16.2	739	22	756	38
1210+134	Mar95			434	17.2			849	12.0	923	38	1602	59
	Aug95			397	10			825	8	978	26	1700	87
	Sep95			380	26.7	482	15	804	19.2	941	25	1504	63
	Dec95	1208	135	448	9	536	20	848	8	997	33	1636	25
	Mar96			430	16.7	497	11.5	855	14.4	972	21	1684	51
	June96			417	12.2			897	24.6	1037	27	1665	100
	Sep96			401	13.4	456	11.2	826	11.1	945	30	1631	82
	Dec96	234	16	405	10.1			844	11.3	939	21	1545	46
1225+368	Feb95			259	4.9	426	10	1011	7.6	1574	33	1900	33
	Mar95			239	9	429	8	1037	23.5	1549	25	2018	45
	July95			238	6.6	409	42	960	19.6	1499	45	1738	92
	Aug95			240	10			988	20	1529	37	2247	113
	Sep95			246	8.4	400	9	983	15.7	1502	58	1854	190
	Dec95			253	7	465	13	1025	17	1553	21	1974	81
	Mar96			253	10.8	423	12.7	1040	15.2	1565	34	1985	60
	June96			249	6			1048	13.9	1506	30	2206	66
	Sep96			246	7.8	424	14.0	1011	10.0	1573	46	1792	90

Table 2: Fluxes and their errors (continued)

Name	$\lambda$	1.38 cm		2.7 cm		3.9 cm		7.6 cm		13 cm		31 cm	
	Date	Flux	se	Flux	se	Flux	se	Flux	se	Flux	se	Flux	se
	Dec96	70	7	236	6.9			1013	15.8	1528	21	1890	31
1308+326	Mar95			4291	54.4	4560	175	3580	49.2	2646	31	1669	36
	July95			4100	25.3	3971	239	3523	46.3	2642	42	1480	65
	Aug95			3941	38			3582	59	2833	65	1722	55
	Sep95			3845	53.4	3971	87	3551	65.2	2710	60	1683	169
	Dec95	8662	2252	3949	73	4277	50	3714	38	3057	13	1730	56
	Mar96			3914	52	3971	78.1	3760	30	3154	33	1885	57
	June96			3591	33			3605	22.7	2942	21	1740	31
	Sep96			3263	29.4	3394	59.6	3249	35.8	2966	44	1911	96
	Dec96	2362	102.5	2976	29.8			3222	25.9	2854	17	1791	54
1323+321	Mar95			1339	20.3	1841	74	2801	35.7	3655	30	6223	37
	Dec95	1996	240	1303	64	1799	64	2725	29	3536	16	5408	277
	Mar96			1334	19.4	1727	47.6	2770	21.1	3544	51	5667	170
	June96			1302	14.8			2812	26.8	3587	37		
	Sep96			1351	17.6	1722	37.9	2769	49.8	3611	33	5758	288
	Dec96	759	49	1319	30.3			2695	23.3	3540	36	5595	83
1355+441	Feb95			313	11.2	437	11	653	5	628	22	466	34
	Mar95			277	12	424	15	635	27.3	656	34	447	28
	July95			278	11.2	419	34	603	22.7	662	43	534	33
	Sep95			234	7.8	352	16	596	12.6	631	56		
	Dec95	1131	114	304	14	413	29	614	20.4	619	27	1154	118
	Mar96			309	16.4	415	15.7	632	22.7	669	32	400	28
	June96			283	10.7			607	29.6	581	30	514	36
	Sep96			279	13.5	401	17.5	622	28.9	557	45		
	Dec96	154	11	288	14.1			605	26.2	597	22		
1404+286	Mar95			1476	39.9			2523	19.0	1652	45		
	Aug95			1483	12			2438	22	1604	15		
	Sep95			1457	31.7	1996	25	2367	46.6	1527	24		
	Dec95	1524	153	1628	45	2143	59	2423	13	1603	27	865	87
	Mar96			1655	13.3	2031	64.1	2545	19.1	1570	17	543	38
	June96			1609	30.2			2571	33.6	1616	20		
	Sep96			1643	15.9	1944	40.7	2450	20.7	1577	25		
	Dec96	746	52.7	1616	24.5			2413	26.8	1547	14	428	30
	1413+349	Mar95			586	13.3	804	20	1214	22.6	1533	15	2228
July95				586	10.2	798	37	1167	20.3	1517	34	1871	41
Sep95				548	17.5	695	19	1162	20.2	1464	44	2022	121
Dec95				562	12	789	27	1169	19	1442	30	1812	68
Mar96				553	17	777	21	1248	13.4	1550	32	1901	57
June96				596	13.3			1286	11.3	1520	26		
Sep96				621	15.7	789	13.9	1211	11.7	1538	39		
Dec96		434	21.7	600	10.3			1230	25.4	1479	21	1897	57
1442+101		Mar95			462	12.8	701	23	1336	12.0	1826	67	2530
	Aug95			460	11			1358	9	1844	42	2748	126
	Sep95			449	22.6	641	13	1284	18.9	1779	43	2690	59
	Dec95			540	14	664	22	1299	9	1799	42	2549	33
	Mar96			513	16.9	633	19	1326	20.4	1774	31	2665	80
	June96			477	14			1404	31.6	1791	38	2613	134
	Sep96			478	13.7	610	12.1	1302	16.3	1773	49	2779	139
	Dec96	195	14	458	9.7			1275	18.7	1774	44	2504	91
	1514-241	Mar95			3031	63.9	3174	103	2840	42.5	2378	77	1897
Aug95				2614	71			2774	33	2394	87	1768	74
Sep95				2770	60.5	2833	66	2659	29.1	2424	96	1992	214
Dec95		2027	268	2287	64	2429	91	2456	32	2245	63	1650	87
Mar96				2446	60.6	2583	75.2	2494	59.8	2226	60	2062	62
June96				2426	78.9			2646	82.7	2399	76	2013	147
Sep96				2339	42.6	2397	57.1	2373	32.2	2242	93	1789	89
Dec96		1873	172.3	2335	35.4			2466	48.3	2259	62	2048	61
1538+149		Mar95			679	17.3	791	30	901	9.2	1056	40	1559
	Aug95			868	20			991	7	1059	43	1609	73
	Sep95			868	33.8	893	21	996	16.3	1127	29	1608	163



Table 2: Fluxes and their errors (continued)

Name	$\lambda$	1.38 cm		2.7 cm		3.9 cm		7.6 cm		13 cm		31 cm	
	Date	Flux	se	Flux	se	Flux	se	Flux	se	Flux	se	Flux	se
	Dec95	2020	265	1136	33	984	30	994	11	1069	27		
	Mar96			1143	29.3	1125	30.6	1147	19.3	1211	23	1706	51
	June96			1184	31			1242	29.7	1275	33	1734	88
	Sep96			1054	14.3	1013	15.0	1086	14.7	1166	41	1471	74
	Dec96	754	49.4	1025	13.3			1124	22.1	1226	30	1519	46
1600+335	Mar95			1360	22.6	1787	41	2386	37.9	2739	11	3201	56
	Aug95			1382	22			2389	39	2716	28	2917	88
	Sep95			1335	23.1	1745	16	2343	35.7	2612	61	2571	134
	Dec95	2324	325	1343	20	1663	24	2259	28	2600	14	2903	55
	Mar96			1421	26.7	1736	40.4	2364	23.7	2691	46	3030	91
	June96			1381	12.5			2420	10.1	2622	26	2938	115
	Sep96			1400	14.3	1647	27.7	2295	18.9	2610	42	2778	139
	Dec96	897	46.6	1406	15.6			2306	34.9	2551	22	2974	122
1611+343	Mar95			4677	60.6	4573	87	3784	66.2	3869	17	4307	63
	Aug95			4606	60			3678	71	3741	48	4249	81
	Sep95			4370	54.4	4306	79	3591	56.9	3644	97	3972	137
	Dec95	10436	3340	4373	70	4289	82	3606	50	3729	30	4190	87
	Mar96			4141	92.1	4221	89.2	3849	42.7	3897	59	4195	124
	June96			4235	27.9			3962	21.3	3900	39	4120	161
	Sep96			4205	35.9	4027	76.7	3792	28.7	3917	69	4266	213
	Dec96	2958	115.1	3749	45.9			3701	42.6	3860	29	4478	54
1633+382	Mar96			2308	59.4	2415	63.7	2526	47.2	2428	70	2674	80
	June96			2189	38.2			2504	48.2	2414	59	2710	123
	Sep96			2325	26.2	2492	55.9	2609	29.6	2562	94	3042	152
	Dec96	1919	95.8	2234	53.4			2500	57.3	2512	43	2883	86
1652+398	Mar95			1274	9.0			1437	43.9	1434	43	1708	166
	Aug95			1184	34			1435	38	1443	51	1535	54
	Sep95			1233	22	1361	34	1442	23.4	1403	76		
	Dec95	3878	893	1372	25	1406	57	1444	33	1463	33		
	Mar96			1436	39.1	1612	49.9	1536	37.7	1568	55	1817	55
	June96			1312	29.7			1538	39.6	1562	52	1957	89
	Sep96			1355	17.7	1508	40.0	1529	18.4	1489	62		
	Dec96	1173	77.5	1283	24.3			1486	32.3	1536	35	1923	58
1730-130	Mar96			12391	317	10398	293.3	7810	87.3	6128	69	6617	206
	June96			13335	230.3			7184	76.2	5517	48	7027	115
	Sep96			12957	301.7	10417	193.4	8121	115.7	5804	104	7016	351
	Dec96	16485	685.6	15183	336.3			7616	110.9	5206	62	6607	119
1749+096	Mar95			5422	112.7			1944	23.4	1090	42	1111	83
	Aug95			4483	78			1883	16	1188	29	822	35
	Sep95			4367	124.5	3146	69	1992	25	1322	32	755	77
	Dec95	10503	3576	4962	124	3314	94	1916	12	1187	28	926	37
	Mar96			1499	33.2	1506	57.2	1344	27.2	1047	32	861	43
	June96			909	23			815	20.2	649	17	767	42
	Sep96			802	15.0	635	15.7	619	12.1	508	25		
	Dec96	2441	141.8	1872	25.8			755	16.1	536	17	544	38
1830-211	Mar95			7893	117.5			10571	113.9	10640	238	12639	266
	Aug95			7663	180			10139	113	10545	267	11724	310
	Sep95			8272	124.5	9348	157	10272	58.2	10690	307	12013	373
	Dec95	4887	1517	6835	173	7504	224	9191	111	9851	206	11009	164
	Mar96			6840	285.4	8116	260.9	9010	175.5	9502	204	11783	466
	June96			5862	161.4			9041	212.2	9761	214		
	Sep96			5782	122.5	6709	106.9	8830	119.5	9551	262	11535	577
	Dec96	3517	338.8	6209	111.1			8319	170.3	9085	192	11590	307
1901+319	Mar95			1672	28.5			2357	37.6	2648	28	4098	156
	Aug95			1663	25			2284	34	2712	22	3447	100
	Sep95			1624	28.5	1964	22	2331	36.5	2564	45	3490	113
	Dec95	2715	462	1585	26	1851	58	2274	33.8	2561	31	3319	170
	Mar96			1601	17.9	1903	41.3	2358	36.1	2583	34	3569	107
	June96			1340	29.7			2361	15.8	2569	29		
	Sep96			1411	28.2	1522	23.9	2224	22.3	2693	27	3562	178

Table 2: Fluxes and their errors (continued)

Name	$\lambda$	1.38 cm		2.7 cm		3.9 cm		7.6 cm		13 cm		31 cm	
		Date	Flux	se	Flux	se	Flux	se	Flux	se	Flux	se	Flux
	Dec96	1281	104.4	1470	17.6			2161	29	2437	39	3828	166
2044-027	Mar95			440	15.7			1021	11.3	1484	33	2948	100
	Aug95			417	11			1105	8	1529	26	2997	50
	Sep95			413	28.9	667	7	1075	10.1	1524	17	3163	160
	Dec95			406	23	575	16	1030	9	1485	33	3003	138
	Mar96			488	41.5	622	21.5	1048	15.7	1384	63	2947	88
	June96			413	14.6			1123	18.3	1530	33		
	Sep96			474	18.6	541	12.0	1071	22.8	1489	31	3073	154
	Dec96	216	15	476	19.6			1076	32.6	1489	23	2988	49
2126-158	Mar95			1017	23.6	1081	22	1188	10.0	843	12	732	45
	Aug95			956	16			1271	10	890	24	457	46
	Sep95			1084	21.1	1138	23	1273	6.8	879	21	356	54
	Dec95	744	60	990	39	1057	52	1217	11	896	22	380	38
	Mar96			1087	33.8	1128	29	1226	33.3	812	41		
	June96			1047	29.6			1268	20.4	906	35		
	Sep96			1153	15.5	1072	12.7	1293	11.7	987	58	436	22
	Dec96	1076	70.2	1238	21.7			1259	26.4	897	28	443	31
2131-021	Mar95			1651	35.0			1681	37.9	1494	39	1388	98
	July95			1543	20.8	1576	82	1712	12.6	1484	26	1279	65
	Sep95			1438	15.1	1330	29	1648	26	1537	42	1380	35
	Dec95	1111	123	1379	50	1361	26	1603	13	1479	20	1493	25
	Mar96			1668	37.8	1543	91.7	1705	29.1	1657	14	1771	53
	June96			1490	30.8			1788	23	1608	38		
	Sep96			1639	22.8	1497	36.1	1687	31.0	1482	42	1320	42
	Dec96	1326	143	1664	38.7			1732	23.9	1652	53	1411	42
2147+145	Mar95			239	8.5	398	21	907	8.9	1516	57	3679	131
	Aug95			253	18			973	5	1574	36		
	Sep95			201	20.2	407	10	936	12.1	1536	33	4034	212
	Dec95			204	15	389	11	938	11	1581	44		
	Mar96			296	21.3	453	15.4	926	22.7	1621	49	3556	107
	June96			243	9.1			1012	25.9	1606	40	2264	103
	Sep96			257	7.2	387	11.4	955	9.4	1549	42	4197	
	Dec96			258	13			962	29	1591	48	4277	128
2149+056	July95			619	16.8	665	41	908	6.2	856	19	476	25
	Sep95			550	27.6	597	11	891	15.6	845	25	593	60
	Dec95	832	68	573	14	625	18	886	11	858	18		
	Mar96			641	14.4	709	25.1	905	12.3	872	28	659	33
	June96			613	17.4			959	21.2	863	23	2993	140
	Sep96			615	18.6	654	11.0	877	17.6	792	24	547	
	Dec96	304	15	576	24.4			875	16.6	823	25	586	41
	2210+016	Mar95			451	14.2	657	34	1257	16.2	1769	51	3165
Aug95				510	12			1342	5	1869	40	3375	56
Sep95				469	23.5	732	16	1314	10.1	1876	30	3375	60
Dec95				446	33	684	27	1305	20	1851	37	3389	163
Mar96				494	24.5	691	15.5	1295	17.2	1762	25	3361	101
June96				504	13.3			1423	28.6	1902	38		
Sep96				510	14.7	650	14.6	1367	13.1	1854	43	3407	44
Dec96		224	16	520	16.3			1322	16	1851	56	3318	114
2223+210	Mar95			1080	24.2	1249	39	1598	19.6	1602	52	2359	104
	July95			1016	17.8	1081	59	1595	6.6	1672	27	2378	30
	Sep95			927	12.8	932	14	1489	27	1620	24	2386	66
	Dec95	1411	184	928	18	973	24	1473	9	1645	34	2467	124
	Mar96			1141	22.5	1039	26.9	1484	19.3	1671	26	2433	73
	June96			1006	40			1519	33.2	1661	32		
	Sep96			956	14.8	1032	17.6	1454	17.4	1631	45		
	Dec96	660	26.3	892	12.7			1479	53	1657	31	2448	73
2230+114	Mar95			3095	65.5			4660	74.6	5416	198	7381	324
	Aug95			3035	47			5134	24	5926	136	7948	156
	Sep95			3079	66.5	3571	82	5011	58.4	5834	128	7794	146
	Dec95	5215	1723	3347	93	3566	97	5155	35	5922	139	8021	168

Table 2: Fluxes and their errors (continued)

Name	$\lambda$	1.38 cm		2.7 cm		3.9 cm		7.6 cm		13 cm		31 cm	
	Date	Flux	se	Flux	se	Flux	se	Flux	se	Flux	se	Flux	se
	Mar96			3197	68.4	3458	87.4	4836	75.4	5798	138	7964	239
	June96			3417	75.9			5429	125.8	6118	123		
	Sep96			3182	39.0	3457	31.0	5078	46.8	5969	156	7785	389
	Dec96	3033	174.5	3208	39			4967	73.4	5894	121	8031	202
2249+185	July95			348	10.8	465	24	1017	6.7	1427	28	2796	43
	Sep95			323	16.3	402	12	983	15.6	1370	29	2941	114
	Dec95			299	18	406	15	996	4	1381	37	2739	23
	Mar96			343	14.8	439	33.6	1000	16	1343	29	2928	88
	June96			335	10.3			1075	24.8	1345	29		
	Sep96			351	14.1	445	13.0	1000	16.7	1351	33	3021	151
	Dec96	126	12	330	6.3			1015	32.7	1438	43	2759	83
2254+074	Mar95			316	7.7	320	13	328	5.0	275	12	221	23
	Aug95			360	14			343	4	300	7	296	30
	Sep95			294	20.7	338	14	326	6.6	255	9		
	Dec95			495	26	397	12	400	7	334	19	466	47
	Mar96			531	27.7	420	12.8	409	12	341	17	613	31
	June96			400	16.3			474	15.3	402	13		
	Sep96			446	11.1	404	12.7	438	8.9	432	22	436	22
	Dec96	632	41.3	593	13.6			491	17.8	409	18	342	24
2337+264	Mar95			648	13.5	816	18	1066	6.6	1050	26	843	39
	Aug95			682	15			1118	10	1122	12	753	38
	Sep95			641	9.8	789	20	1075	17.8	1084	7		
	Dec95	483	30	667	13	811	20	1103	7	1103	19	803	81
	Mar96			701	17.6	820	21.1	1094	8.6	1112	16	855	43
	June96			670	13.2			1180	24.4	1113	17		
	Sep96			701	8.5	823	8.9	1115	10.0	1120	15	845	42
	Dec96	371	19	702	9.4			1122	10.9	1092	16	933	47
2353+154	Mar95			184	7.5	272	11	511	6.1	697	28	1267	51
	Aug95			211	12			537	5	738	19	1432	76
	Sep95			172	17.3	293	11	531	7.8	738	18	1247	126
	Dec95			169	12	243	8	523	4	744	18	1201	46
	Mar96			205	10.2	285	14	528	10.8	703	13	1223	37
	June96			191	7.3			557	14	735	22	1185	36
	Sep96			204	3.8	257	6.5	543	10.2	751	21	1398	70
	Dec96	102	10	202	8			526	9.9	759	22	1388	42

Table 3: Results of calculations

Name	$\lambda$	$\langle S \rangle$	$\langle \sigma \rangle$	$\chi^2$	$df$	$P$	$\Delta S$	$V$	Var
0007+107	2.7	48.3	1.6	194.9	4	1.000	38.7	0.80	v
	3.9	59.9	2.4	175.4	2	1.000	31.5	0.53	v
	7.6	133.2	2.8	140.2	4	1.000	57.7	0.43	v
	13	100.4	3.5	4.5	4	0.655	7.5	0.07	n
	31	127.1	9.4	2.6	2	0.728	11.9	0.09	n
0026+346	2.7	838.1	5.0	16.7	4	0.998	32.0	0.04	v
	3.9	1034.1	13.4	0.9	2	0.372	0.0	0.00	n
	7.6	1426.7	5.9	15.2	4	0.996	35.9	0.03	v
	13	1601.8	11.0	3.8	4	0.569	17.3	0.01	n
	31	1867.2	30.9	11.5	4	0.979	156.3	0.08	n
0048-097	2.7	1700.6	11.4	569.3	8	1.000	718.1	0.42	v
	3.9	1395.4	10.1	689.0	5	1.000	527.4	0.38	v
	7.6	1151.9	7.2	883.8	8	1.000	566.0	0.49	v
	13	810.6	7.1	208.1	8	1.000	265.0	0.33	v
	31	683.9	14.0	36.7	8	1.000	202.5	0.30	v
0108+388	2.7	692.4	4.9	17.7	8	0.976	42.5	0.06	n
	3.9	1034.3	11.0	14.9	5	0.989	72.7	0.07	v
	7.6	1293.0	8.5	13.6	8	0.907	57.7	0.04	n
	13	840.1	10.5	8.1	8	0.580	29.5	0.04	n
	31	319.8	12.2	1.6	3	0.344	0.0	0.00	n
0109+224	2.7	592.3	5.0	1501.4	7	1.000	473.6	0.80	v
	3.9	527.1	7.4	417.0	5	1.000	300.2	0.57	v
	7.6	554.5	3.8	683.8	7	1.000	242.9	0.44	v
	13	455.8	6.0	51.9	7	1.000	99.5	0.22	v
	31	367.9	10.3	47.5	5	1.000	135.4	0.37	v

Table 3: Results of calculations (continued)

Name	$\lambda$	$\langle S \rangle$	$\langle \sigma \rangle$	$\chi^2$	$df$	$P$	$\Delta S$	$V$	Var
0149+218	2.7	1418.7	8.9	55.8	4	1.000	112.5	0.08	v
	3.9	1333.5	8.9	1.7	2	0.573	7.5	0.01	n
	7.6	1310.9	7.9	21.7	4	1.000	59.3	0.05	v
	13	1083.5	11.5	11.0	4	0.973	56.4	0.05	n
	31	1130.0	20.6	14.4	4	0.994	120.9	0.11	v
0218+357	2.7	1331.0	6.7	127.3	8	1.000	193.1	0.15	v
	3.9	1484.0	12.5	45.4	5	1.000	160.8	0.11	v
	7.6	1479.3	6.6	27.5	8	0.999	78.8	0.05	v
	13	1580.0	11.5	10.3	8	0.756	55.3	0.04	n
	31	1947.6	26.2	55.3	7	1.000	451.3	0.23	v
0223+341	2.7	1162.0	5.0	335.2	8	1.000	238.5	0.21	v
	3.9	1470.0	16.2	15.9	5	0.993	111.9	0.08	v
	7.6	1685.1	7.0	4957.7	8	1.000	1303.4	0.77	v
	13	2384.9	11.2	1143.4	8	1.000	998.9	0.42	v
	31	2973.7	29.6	313.4	8	1.000	1372.9	0.46	v
0235+164	2.7	493.6	6.2	814.1	7	1.000	434.7	0.88	v
	3.9	469.1	6.4	775.0	5	1.000	357.7	0.76	v
	7.6	657.9	4.3	3232.2	7	1.000	603.5	0.92	v
	13	761.1	10.2	690.7	7	1.000	651.2	0.86	v
	31	1118.1	18.6	298.3	6	1.000	710.4	0.64	v
0312+149	2.7	35.5	0.9	281.3	7	1.000	37.6	1.06	v
	3.9	60.9	1.6	29.6	6	1.000	17.7	0.29	v
	7.6	125.6	1.4	32.9	9	1.000	20.2	0.16	v
	13	179.3	3.1	49.5	9	1.000	57.3	0.32	v
	31	446.2	11.1	84.5	8	1.000	257.4	0.58	v
0316+161	2.7	1165.5	7.3	2.2	8	0.026	0.0	0.00	n
	3.9	1725.6	13.8	26.7	5	1.000	131.8	0.08	v
	7.6	3697.3	9.4	26.4	8	0.999	109.7	0.03	v
	13	5315.6	39.9	2.1	8	0.023	0.0	0.00	n
	31	9440.0	81.5	1.9	6	0.075	0.0	0.00	n
0333+321	2.7	1411.7	8.3	54.4	4	1.000	103.2	0.07	v
	3.9	1515.3	20.7	0.1	2	0.064	0.0	0.00	n
	7.6	1967.7	6.9	14.6	4	0.994	40.7	0.02	v
	13	2194.3	16.3	4.8	4	0.689	37.7	0.02	n
	31	3149.6	38.9	45.2	4	1.000	437.2	0.14	v
0428+205	2.7	1301.4	8.4	62.4	9	1.000	176.1	0.14	v
	3.9	1561.7	8.7	60.9	7	1.000	157.0	0.10	v
	7.6	2614.1	6.9	82.1	9	1.000	167.4	0.06	v
	13	3169.9	19.7	14.9	9	0.906	146.7	0.05	n
	31	3658.7	20.2	20.1	9	0.983	199.3	0.05	n
0445+097	2.7	479.1	5.3	31.6	8	1.000	69.7	0.15	v
	3.9	446.9	4.8	5.9	5	0.681	13.2	0.03	n
	7.6	497.0	2.4	55.0	8	1.000	43.9	0.09	v
	13	607.3	7.4	2.6	8	0.044	0.0	0.00	n
	31	1266.3	20.0	8.1	6	0.771	79.0	0.06	n
0500+019	2.7	1267.9	7.8	12.1	8	0.853	46.7	0.04	n
	3.9	1483.6	12.6	16.7	4	0.998	81.1	0.05	v
	7.6	2153.4	7.5	8.9	8	0.653	27.5	0.01	n
	13	2248.4	17.1	8.2	8	0.584	49.1	0.02	n
	31	1852.1	24.4	12.2	7	0.905	148.5	0.08	n
0506+056	2.7	467.1	5.2	34.7	8	1.000	72.7	0.16	v
	3.9	450.1	7.2	5.9	6	0.561	14.9	0.03	n
	7.6	486.2	3.1	37.2	8	1.000	44.5	0.09	v
	13	420.1	7.2	41.1	7	1.000	105.0	0.25	v
	31	397.5	11.7	53.8	5	1.000	165.5	0.42	v
0528+134	2.7	7521.0	45.4	1435.0	8	1.000	4538.0	0.60	v
	3.9	6430.0	58.9	717.9	5	1.000	3147.3	0.49	v
	7.6	3637.0	14.8	1410.7	8	1.000	1463.5	0.40	v
	13	2462.8	23.1	51.2	8	1.000	405.5	0.16	v
	31	1512.5	13.7	87.6	8	1.000	325.8	0.22	v
0607-157	2.7	7255.2	70.7	11.0	4	0.974	346.6	0.05	n

Table 3: Results of calculations (continued)

Name	$\lambda$	$\langle S \rangle$	$\langle \sigma \rangle$	$\chi^2$	df	P	$\Delta S$	V	Var
	3.9	5750.1	66.3	16.7	2	1.000	262.8	0.05	v
	7.6	4366.3	47.9	56.7	4	1.000	608.4	0.14	v
	13	3294.1	40.4	20.9	4	1.000	296.0	0.09	v
	31	3072.8	47.7	6.3	4	0.824	150.9	0.05	n
0711+356	2.7	576.6	3.9	31.2	8	1.000	50.9	0.09	v
	3.9	741.2	5.9	56.3	5	1.000	85.3	0.12	v
	7.6	1152.5	4.9	85.1	8	1.000	114.4	0.10	v
	13	1325.8	8.7	24.4	8	0.998	96.3	0.07	v
	31	1346.7	16.6	51.1	6	1.000	251.4	0.19	v
0727+409	2.7	272.4	3.8	15.0	9	0.910	28.9	0.11	n
	3.9	327.1	4.1	57.0	7	1.000	72.3	0.22	v
	7.6	403.5	2.7	36.4	9	1.000	40.7	0.10	v
	13	351.8	5.2	12.2	9	0.800	30.2	0.09	n
	31	413.6	19.1	0.2	2	0.084	0.0	0.00	n
0742+103	2.7	2054.1	13.9	29.2	8	1.000	173.3	0.08	v
	3.9	2464.9	20.5	14.0	5	0.984	129.5	0.05	n
	7.6	3612.8	10.4	34.6	8	1.000	145.1	0.04	v
	13	3661.0	29.3	1.4	8	0.006	0.0	0.00	n
	31	2511.3	34.6	5.6	7	0.413	0.0	0.00	n
0754+100	2.7	1564.7	10.8	2672.7	8	1.000	1476.2	0.94	v
	3.9	1185.0	10.4	935.1	6	1.000	706.9	0.60	v
	7.6	1050.3	6.3	773.1	8	1.000	463.8	0.44	v
	13	994.5	12.4	265.2	8	1.000	525.5	0.53	v
	31	937.6	17.2	60.6	8	1.000	333.6	0.36	v
0805+269	2.7	199.2	3.4	23.6	8	0.997	36.1	0.18	v
	3.9	219.0	3.5	27.1	6	1.000	36.3	0.17	v
	7.6	280.2	1.7	16.3	8	0.962	13.7	0.05	n
	13	330.6	4.0	25.3	8	0.999	45.6	0.14	v
	31	522.5	18.6	13.2	3	0.996	88.0	0.17	v
0820+225	2.7	1072.2	7.0	22.5	8	0.996	73.4	0.07	v
	3.9	1161.3	5.6	12.7	4	0.987	30.4	0.03	v
	7.6	1594.8	5.7	37.5	8	1.000	83.2	0.05	v
	13	1818.9	13.5	5.0	8	0.245	0.0	0.00	n
	31	2664.3	31.5	6.8	7	0.547	68.0	0.03	n
0829+046	2.7	1314.5	5.6	62.4	9	1.000	116.9	0.09	v
	3.9	1241.1	9.1	25.6	7	0.999	98.2	0.08	v
	7.6	1197.6	4.6	17.3	9	0.956	40.0	0.03	n
	13	1099.6	8.8	19.5	9	0.979	84.8	0.08	n
	31	1108.1	15.4	42.7	9	1.000	256.8	0.23	v
0851+202	2.7	1776.7	10.6	440.1	10	1.000	659.5	0.37	v
	3.9	1454.7	7.9	266.8	7	1.000	311.7	0.21	v
	7.6	1467.4	4.0	1352.6	10	1.000	441.1	0.30	v
	13	1226.4	9.7	178.8	10	1.000	377.5	0.31	v
	31	1130.5	15.4	92.9	10	1.000	424.4	0.38	v
0923+393	2.7	13159.4	110.2	2.7	4	0.391	0.0	0.00	n
	3.9	13529.0	203.9	0.1	2	0.054	0.0	0.00	n
	7.6	9185.1	79.6	2.9	4	0.419	0.0	0.00	n
	13	4541.7	57.6	2.3	4	0.311	0.0	0.00	n
	31	2284.0	39.5	17.2	4	0.998	257.9	0.11	v
0941-080	2.7	527.9	7.5	14.2	7	0.952	52.6	0.10	n
	3.9	721.4	6.1	8.9	5	0.889	27.2	0.04	n
	7.6	1402.1	4.6	9.8	8	0.718	20.3	0.01	n
	13	1902.6	8.1	10.1	8	0.744	37.7	0.02	n
	31	3074.0	22.1	12.1	8	0.855	132.8	0.04	n
1012+233	2.7	1162.5	8.9	26.7	4	1.000	75.2	0.06	v
	3.9	1089.9	13.1	10.1	2	0.994	39.6	0.04	v
	7.6	1022.2	6.1	18.9	4	0.999	42.1	0.04	v
	13	961.4	10.0	3.4	4	0.514	11.6	0.01	n
	31	1234.6	20.2	16.2	4	0.997	127.1	0.10	v
1059+282	2.7	531.1	3.7	121.6	9	1.000	112.5	0.21	v
	3.9	472.2	5.4	97.2	7	1.000	125.3	0.27	v

Table 3: Results of calculations (continued)

Name	$\lambda$	$\langle S \rangle$	$\langle \sigma \rangle$	$\chi^2$	$df$	$P$	$\Delta S$	$V$	Var
	7.6	376.3	1.3	2889.8	9	1.000	203.5	0.54	v
	13	303.3	3.5	94.9	9	1.000	92.1	0.30	v
	31	294.6	9.7	40.1	5	1.000	116.9	0.40	v
1117+146	2.7	507.7	4.5	10.2	8	0.746	21.0	0.04	n
	3.9	649.4	8.5	9.8	5	0.919	40.7	0.06	n
	7.6	1232.7	4.6	27.2	8	0.999	55.2	0.04	v
	13	1677.6	15.0	9.6	8	0.705	63.7	0.04	n
	31	2872.1	33.8	8.6	7	0.717	133.6	0.05	n
1128+385	2.7	931.1	6.7	789.5	8	1.000	498.0	0.53	v
	3.9	904.6	9.4	185.6	6	1.000	281.2	0.31	v
	7.6	806.1	5.3	221.5	8	1.000	204.2	0.25	v
	13	679.2	10.0	8.0	8	0.570	27.0	0.04	n
	31	803.9	20.8	43.3	6	1.000	287.8	0.36	v
1133+432	2.7	177.0	3.1	6.4	5	0.729	9.7	0.05	n
	3.9	294.1	7.8	1.4	4	0.164	0.0	0.00	n
	7.6	641.8	8.2	2.1	6	0.086	0.0	0.00	n
	13	895.0	16.7	1.7	6	0.053	0.0	0.00	n
	31	1310.5	23.3	13.6	5	0.982	144.7	0.11	n
1144+352	2.7	381.2	4.0	1.6	8	0.009	0.0	0.00	n
	3.9	431.6	3.3	26.4	6	1.000	33.8	0.08	v
	7.6	562.6	2.7	35.2	8	1.000	38.2	0.07	v
	13	561.4	5.1	47.6	8	1.000	86.5	0.15	v
	31	492.4	13.9	15.8	5	0.993	95.6	0.19	v
1147+245	2.7	812.8	6.2	29.4	8	1.000	77.6	0.10	v
	3.9	775.2	9.0	40.3	4	1.000	95.4	0.12	v
	7.6	853.1	2.2	189.1	8	1.000	77.7	0.09	v
	13	767.1	7.7	19.2	8	0.986	71.1	0.09	v
	31	820.7	19.7	6.1	6	0.588	46.1	0.06	n
1210+134	2.7	417.5	4.4	22.2	8	0.995	44.9	0.11	v
	3.9	483.8	6.7	14.3	4	0.994	38.8	0.08	v
	7.6	839.0	4.0	16.7	8	0.967	32.8	0.04	n
	13	966.2	9.2	12.5	8	0.870	57.4	0.06	n
	31	1619.1	17.2	9.2	8	0.673	67.4	0.04	n
1225+368	2.7	247.5	2.3	12.8	10	0.766	13.3	0.05	n
	3.9	424.5	4.2	17.6	7	0.986	35.3	0.08	v
	7.6	1013.1	4.3	23.7	10	0.991	48.9	0.05	v
	13	1540.7	9.5	5.6	10	0.151	0.0	0.00	n
	31	1942.3	17.0	39.1	10	1.000	280.0	0.14	v
1308+326	2.7	3662.3	12.2	1256.7	9	1.000	1220.9	0.33	v
	3.9	3950.8	31.2	142.1	6	1.000	816.7	0.21	v
	7.6	3514.8	11.6	296.4	9	1.000	557.7	0.16	v
	13	2943.0	8.1	306.6	9	1.000	396.4	0.13	v
	31	1726.6	16.9	30.1	9	1.000	224.7	0.13	v
1323+321	2.7	1326.8	8.4	5.4	6	0.507	11.9	0.01	n
	3.9	1749.3	25.3	2.9	4	0.421	0.0	0.00	n
	7.6	2756.1	11.3	14.5	6	0.975	77.6	0.03	n
	13	3567.3	11.3	15.2	6	0.981	80.7	0.02	n
	31	6087.6	32.7	62.1	5	1.000	498.3	0.08	v
1355+441	2.7	276.5	3.9	49.2	9	1.000	69.9	0.25	v
	3.9	412.3	6.2	20.3	7	0.995	57.5	0.14	v
	7.6	639.6	4.2	26.8	9	0.998	51.0	0.08	v
	13	619.8	10.1	9.3	9	0.593	33.0	0.05	n
	31	464.2	14.0	12.0	5	0.966	79.3	0.17	n
1404+286	2.7	1576.6	6.8	138.7	8	1.000	207.4	0.13	v
	3.9	2003.1	19.1	8.0	4	0.908	74.1	0.04	n
	7.6	2465.9	7.3	57.5	8	1.000	137.9	0.06	v
	13	1578.3	6.9	19.8	8	0.989	65.8	0.04	v
	31	499.0	22.7	24.6	3	1.000	152.9	0.31	v
1413+349	2.7	584.5	4.6	19.8	8	0.989	43.1	0.07	v
	3.9	772.6	8.2	21.4	6	0.998	74.4	0.10	v
	7.6	1226.2	5.6	60.3	8	1.000	108.2	0.09	v

Table 3: Results of calculations (continued)

Name	$\lambda$	$\langle S \rangle$	$\langle \sigma \rangle$	$\chi^2$	$df$	$P$	$\Delta S$	$V$	Var
	13	1510.9	9.0	13.0	8	0.889	58.5	0.04	n
	31	1943.7	23.4	35.3	6	1.000	287.9	0.15	v
1442+101	2.7	476.2	4.7	33.9	8	1.000	64.0	0.13	v
	3.9	637.3	7.2	14.4	5	0.987	46.1	0.07	v
	7.6	1322.8	4.7	42.5	8	1.000	74.8	0.06	v
	13	1791.4	14.8	2.6	8	0.041	0.0	0.00	n
	31	2593.6	23.8	10.0	8	0.738	109.6	0.04	n
1514-241	2.7	2473.5	19.1	138.4	8	1.000	579.1	0.23	v
	3.9	2623.4	32.8	59.2	5	1.000	487.9	0.19	v
	7.6	2585.8	13.5	143.8	8	1.000	419.2	0.16	v
	13	2302.9	25.9	8.7	8	0.628	88.2	0.04	n
	31	1913.4	27.8	26.3	8	0.999	323.3	0.17	v
1538+149	2.7	969.1	7.0	477.5	8	1.000	402.0	0.41	v
	3.9	969.9	10.0	83.1	5	1.000	177.9	0.18	v
	7.6	998.2	4.3	307.7	8	1.000	196.1	0.20	v
	13	1159.4	11.0	46.9	8	1.000	184.0	0.16	v
	31	1592.3	24.5	13.1	7	0.931	160.6	0.10	n
1600+335	2.7	1382.2	6.3	15.0	8	0.940	47.1	0.03	n
	3.9	1714.3	11.1	17.6	5	0.996	81.6	0.05	v
	7.6	2374.2	7.3	60.1	8	1.000	141.2	0.06	v
	13	2665.7	7.2	102.5	8	1.000	185.2	0.07	v
	31	2985.3	29.5	29.9	8	1.000	373.3	0.13	v
1611+343	2.7	4243.6	16.3	215.1	8	1.000	623.6	0.15	v
	3.9	4271.6	36.8	22.7	5	1.000	318.9	0.07	v
	7.6	3826.5	13.3	92.2	8	1.000	324.9	0.08	v
	13	3841.2	11.6	29.9	8	1.000	146.8	0.04	v
	31	4308.0	30.7	20.5	8	0.991	299.1	0.07	v
1633+382	2.7	2278.2	19.0	9.6	4	0.952	84.3	0.04	n
	3.9	2458.5	42.0	0.8	2	0.338	0.0	0.00	n
	7.6	2559.3	20.7	5.7	4	0.778	59.1	0.02	n
	13	2477.4	29.5	3.1	4	0.460	17.0	0.01	n
	31	2790.2	49.9	6.4	4	0.832	160.5	0.06	n
1652+398	2.7	1291.7	6.5	58.3	8	1.000	123.5	0.10	v
	3.9	1454.9	21.3	20.0	4	1.000	152.4	0.10	v
	7.6	1487.7	10.4	17.1	8	0.971	87.7	0.06	n
	13	1490.4	16.2	10.2	8	0.747	76.6	0.05	n
	31	1771.6	29.7	31.2	5	1.000	309.7	0.17	v
1730-130	2.7	13392.4	143.4	40.5	4	1.000	1520.4	0.11	v
	3.9	10411.2	161.5	0.0	2	0.001	0.0	0.00	n
	7.6	7591.6	46.7	55.9	4	1.000	587.5	0.08	v
	13	5591.2	31.7	105.7	4	1.000	556.0	0.10	v
	31	6805.5	75.0	7.7	4	0.896	281.2	0.04	n
1749+096	2.7	1231.0	10.5	6357.3	8	1.000	2208.1	1.79	v
	3.9	869.1	14.6	2111.7	4	1.000	1161.9	1.34	v
	7.6	1333.2	5.9	10347.2	8	1.000	1586.2	1.19	v
	13	797.6	8.6	1199.8	8	1.000	786.3	0.99	v
	31	795.8	16.5	74.3	7	1.000	334.6	0.42	v
1830-211	2.7	6926.9	50.0	374.1	8	1.000	2535.9	0.37	v
	3.9	7591.5	78.4	197.5	4	1.000	1893.9	0.25	v
	7.6	9820.8	38.0	325.0	8	1.000	1794.8	0.18	v
	13	9831.9	80.7	45.5	8	1.000	1325.2	0.13	v
	31	11571.4	107.1	29.7	7	1.000	1278.3	0.11	v
1901+319	2.7	1547.3	8.4	150.3	8	1.000	265.0	0.17	v
	3.9	1784.6	14.6	196.7	4	1.000	351.7	0.20	v
	7.6	2299.8	9.5	55.9	8	1.000	175.1	0.08	v
	13	2622.7	10.6	57.2	8	1.000	198.0	0.08	v
	31	3578.5	49.4	18.0	7	0.988	420.1	0.12	v
2044-027	2.7	432.6	6.2	17.5	8	0.974	52.9	0.12	n
	3.9	627.2	5.5	94.6	4	1.000	90.7	0.14	v
	7.6	1066.3	4.2	67.6	8	1.000	87.4	0.08	v
	13	1505.8	9.6	7.9	8	0.555	23.8	0.02	n

Table 3: Results of calculations (continued)

Name	$\lambda$	$\langle S \rangle$	$\langle \sigma \rangle$	$\chi^2$	df	P	$\Delta S$	V	Var
	31	2992.7	29.1	1.9	7	0.035	0.0	0.00	n
2126-158	2.7	1077.6	7.7	148.9	8	1.000	242.4	0.22	v
	3.9	1089.4	9.2	8.6	5	0.876	39.8	0.04	n
	7.6	1252.6	4.0	77.8	8	1.000	89.4	0.07	v
	13	869.1	7.9	15.4	8	0.948	60.6	0.07	n
	31	455.0	14.0	46.0	6	1.000	200.4	0.44	v
2131-021	2.7	1531.5	9.0	108.4	8	1.000	240.6	0.16	v
	3.9	1393.7	16.4	22.2	5	1.000	140.2	0.10	v
	7.6	1681.5	7.0	70.6	8	1.000	148.2	0.09	v
	13	1572.2	9.2	82.4	8	1.000	210.4	0.13	v
	31	1446.0	15.3	61.3	7	1.000	279.6	0.19	v
2147+145	2.7	245.8	4.0	22.4	8	0.996	41.3	0.17	v
	3.9	403.0	5.6	14.3	5	0.986	35.7	0.09	v
	7.6	953.6	3.5	53.3	8	1.000	62.2	0.07	v
	13	1570.4	14.8	4.4	8	0.177	0.0	0.00	n
	31	3689.1	54.5	131.8	6	1.000	1373.0	0.37	v
2149+056	2.7	604.8	6.6	18.1	7	0.988	56.5	0.09	v
	3.9	632.6	6.8	24.3	5	1.000	61.1	0.10	v
	7.6	901.0	4.3	15.4	7	0.969	32.4	0.04	n
	13	845.8	8.5	8.0	7	0.671	29.6	0.04	n
	31	553.2	15.6	20.9	5	0.999	128.7	0.23	v
2210+016	2.7	495.2	5.7	18.4	8	0.982	51.4	0.10	n
	3.9	686.3	8.2	15.2	5	0.990	54.6	0.08	v
	7.6	1332.3	3.8	52.7	8	1.000	67.4	0.05	v
	13	1834.7	12.9	16.4	8	0.963	104.5	0.06	n
	31	3377.6	27.1	2.4	7	0.068	0.0	0.00	n
2223+210	2.7	961.0	6.0	139.0	8	1.000	183.6	0.19	v
	3.9	996.0	9.0	72.7	6	1.000	165.3	0.17	v
	7.6	1540.9	4.6	171.7	8	1.000	157.4	0.10	v
	13	1649.5	11.0	4.1	8	0.152	0.0	0.00	n
	31	2393.7	23.1	1.6	6	0.047	0.0	0.00	n
2230+114	2.7	3171.0	19.1	26.8	8	0.999	225.6	0.07	v
	3.9	3477.1	26.5	2.6	4	0.377	0.0	0.00	n
	7.6	5084.2	16.0	63.2	8	1.000	317.4	0.06	v
	13	5894.4	48.8	10.2	8	0.747	229.9	0.04	n
	31	7899.5	74.2	4.3	7	0.254	0.0	0.00	n
2249+185	2.7	334.1	4.1	8.2	7	0.681	14.7	0.04	n
	3.9	422.8	7.1	10.5	5	0.938	36.1	0.09	n
	7.6	1002.0	3.2	17.6	7	0.986	26.5	0.03	v
	13	1375.4	11.9	8.5	7	0.707	45.9	0.03	n
	31	2769.4	18.8	10.4	6	0.893	98.1	0.04	n
2254+074	2.7	396.8	4.7	407.2	8	1.000	251.3	0.63	v
	3.9	378.1	5.7	45.5	5	1.000	74.1	0.20	v
	7.6	359.5	2.4	321.3	8	1.000	112.8	0.31	v
	13	312.6	4.2	163.5	8	1.000	138.6	0.44	v
	31	372.4	11.0	124.0	6	1.000	267.8	0.72	v
2337+264	2.7	678.3	4.1	35.9	8	1.000	57.9	0.09	v
	3.9	816.8	6.6	2.5	5	0.227	0.0	0.00	n
	7.6	1097.5	3.3	48.9	8	1.000	57.0	0.05	v
	13	1098.1	4.6	15.3	8	0.947	35.1	0.03	n
	31	836.5	18.1	9.5	6	0.851	85.4	0.10	n
2353+154	2.7	197.8	2.6	16.9	8	0.969	21.6	0.11	n
	3.9	262.7	4.1	17.7	5	0.997	30.0	0.11	v
	7.6	527.5	2.4	19.2	8	0.986	21.8	0.04	v
	13	730.3	6.7	9.5	8	0.696	27.7	0.04	n
	31	1265.8	17.2	25.2	8	0.999	194.5	0.15	v



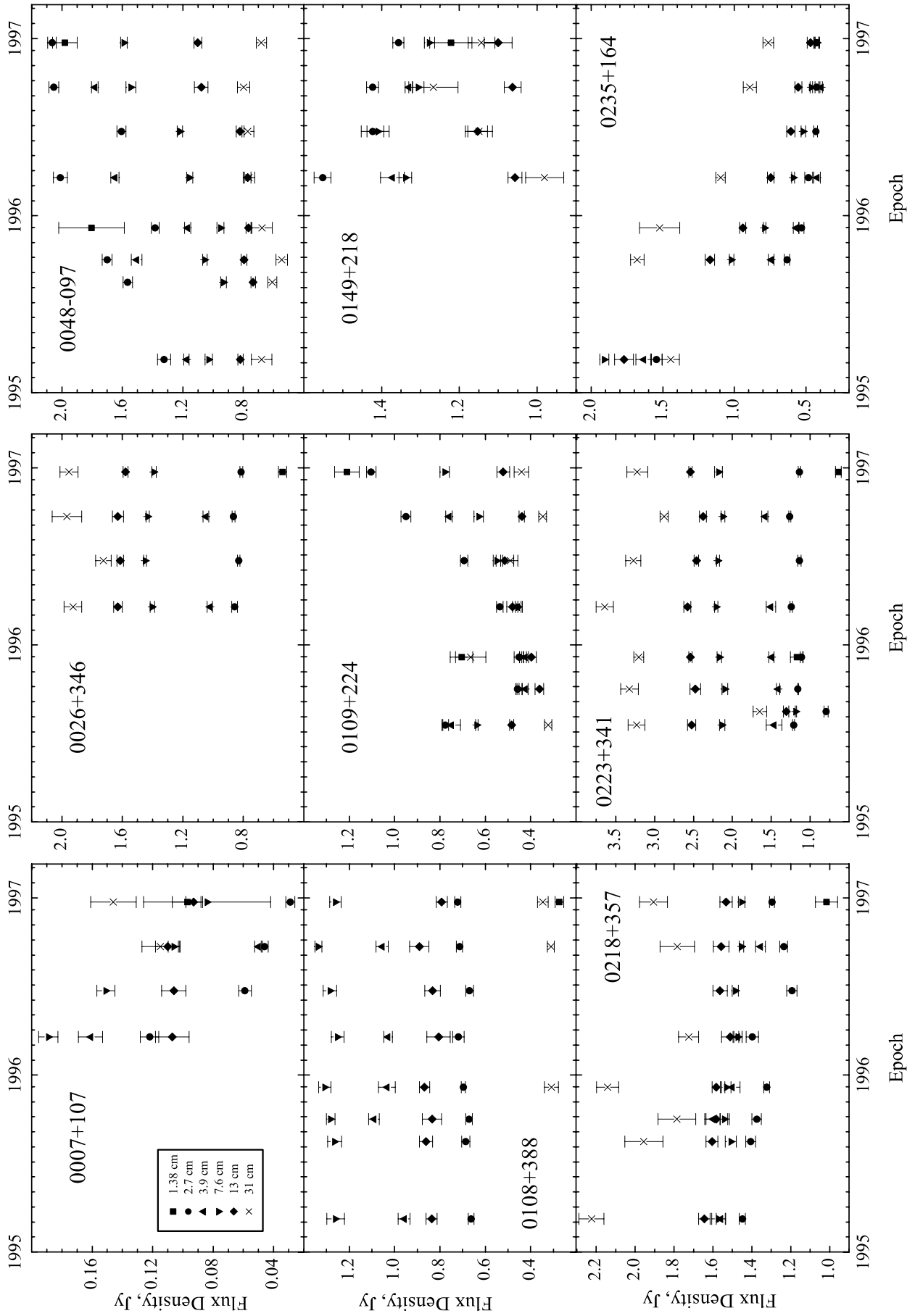


Figure 1: Flux densities of the objects observed in 1995–1996.

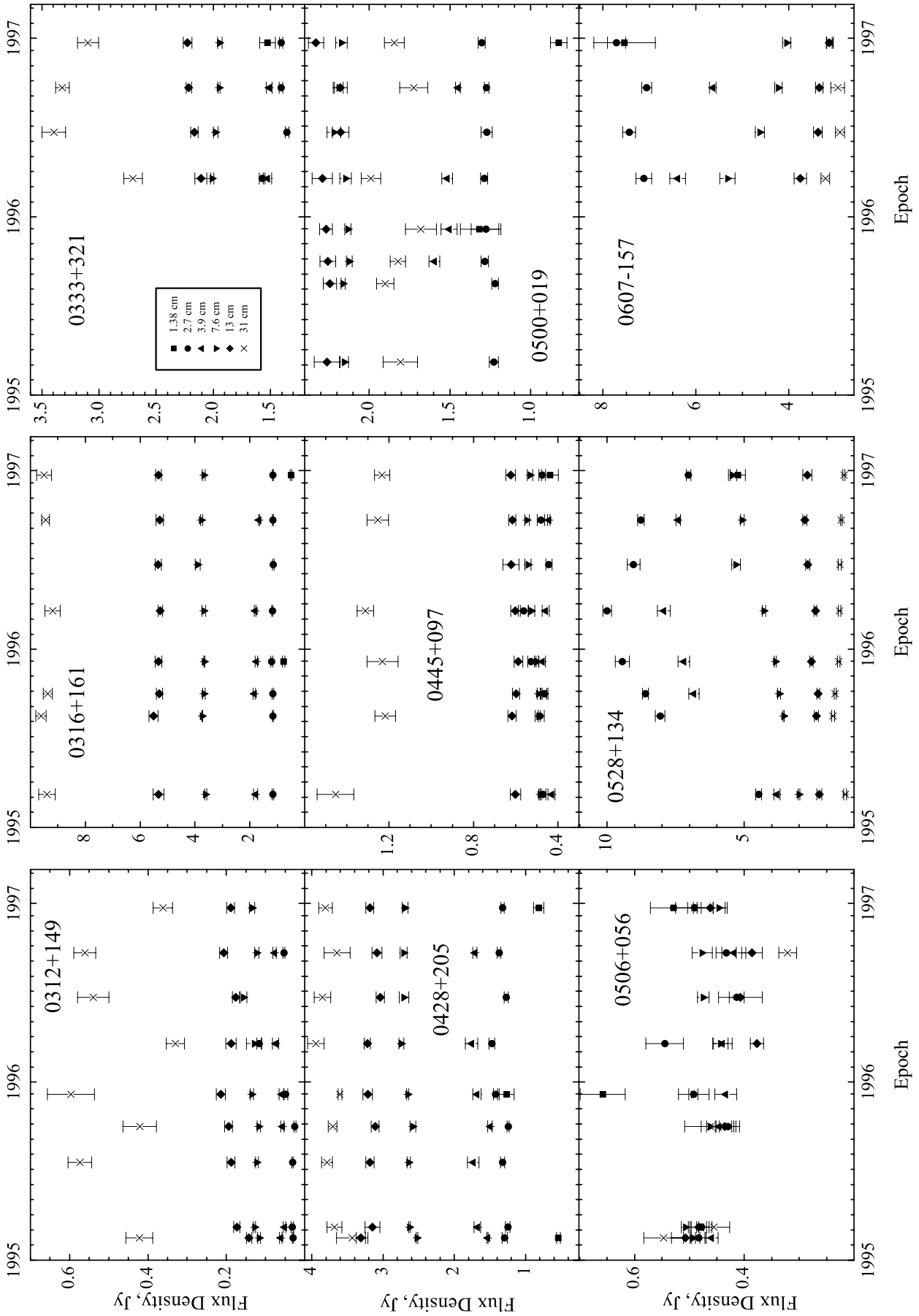


Figure 1: (Continued.)




Figure 1: (Continued.)

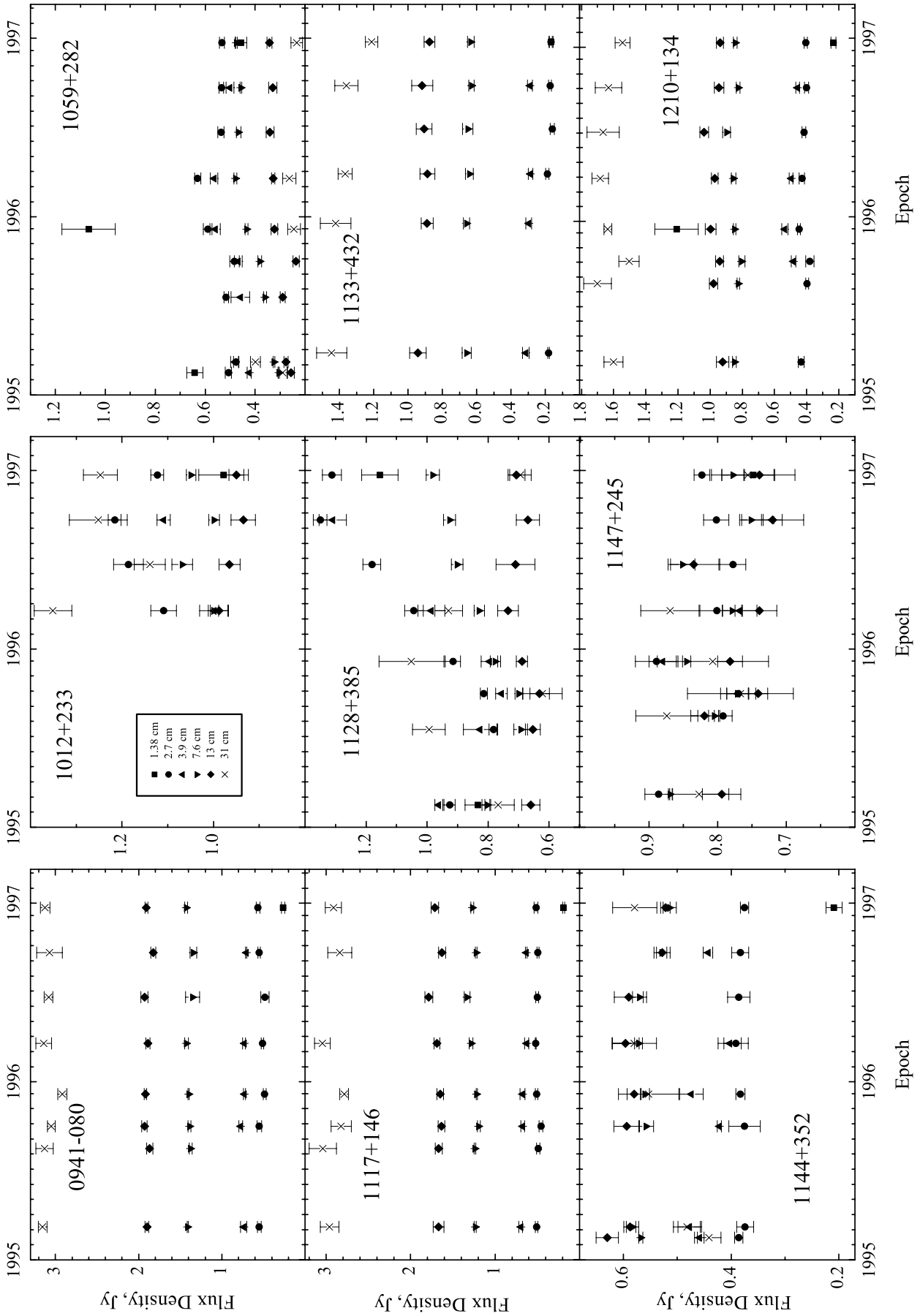


Figure 1: (Continued.)

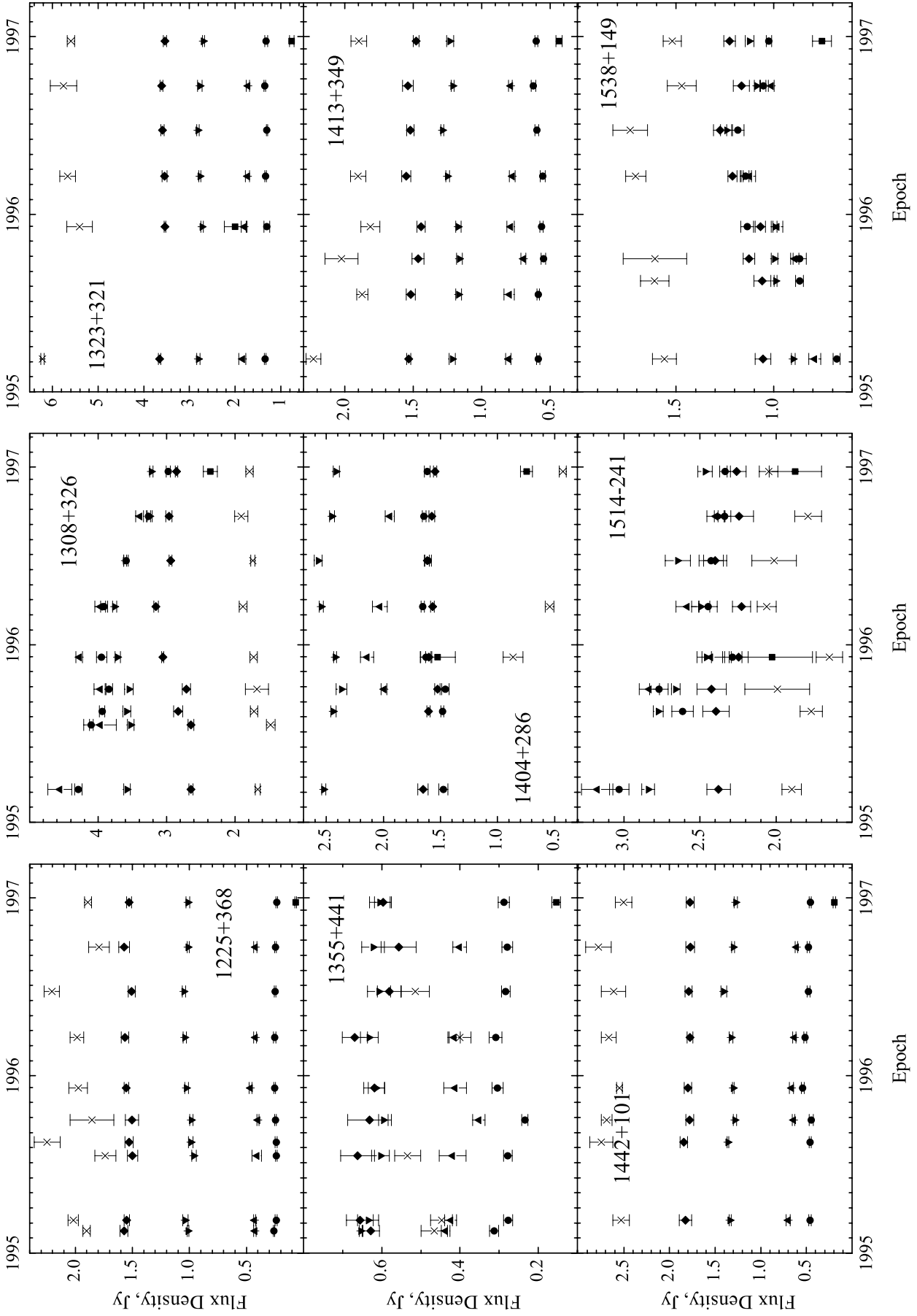


Figure 1: (Continued.)

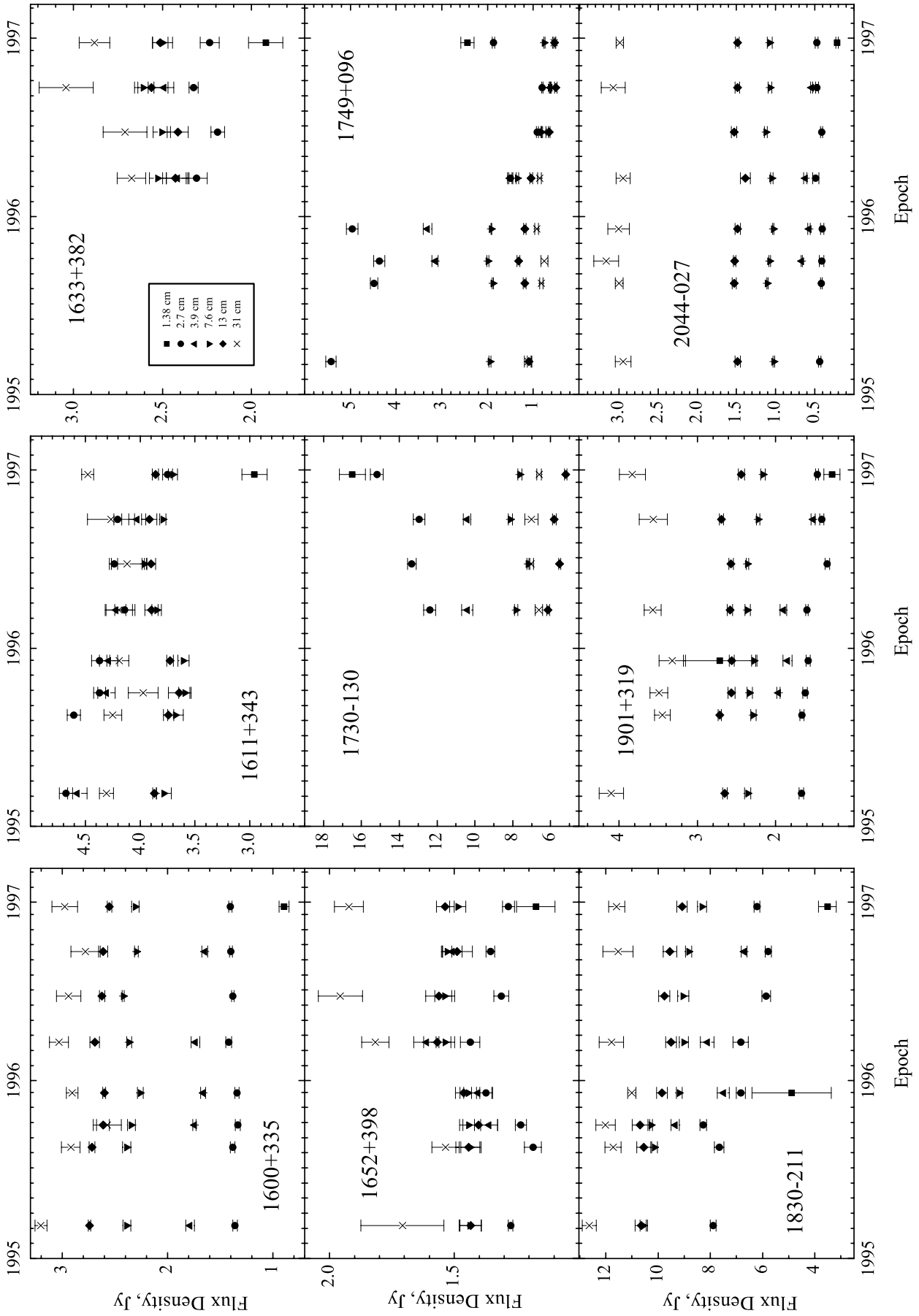


Figure 1: (Continued.)

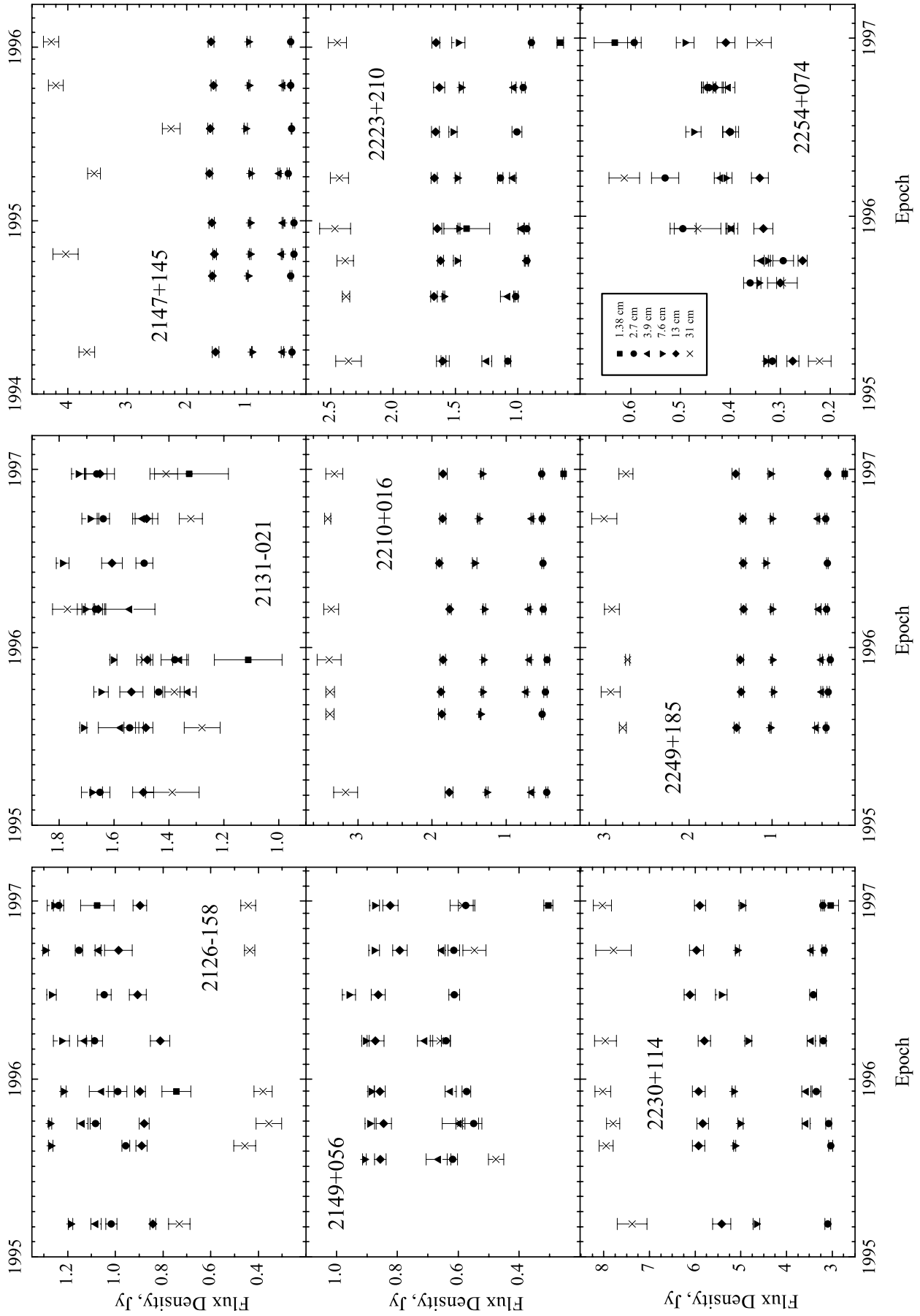


Figure 1: (Continued.)

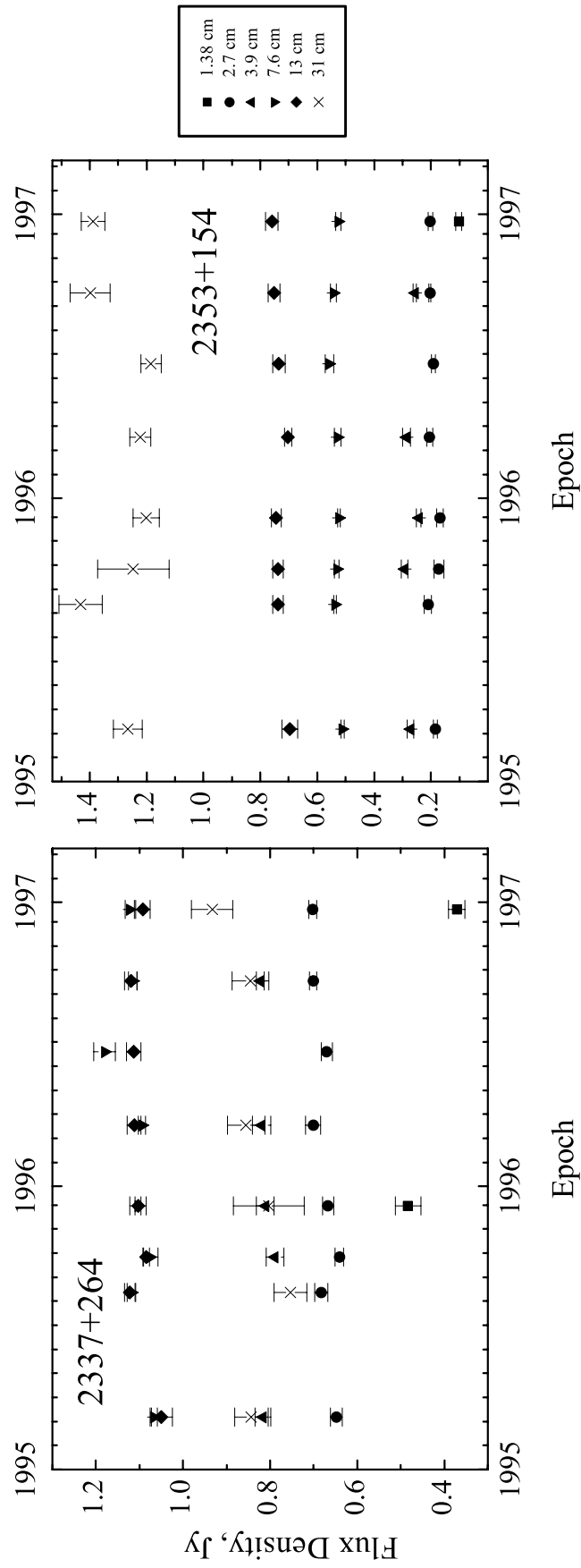


Figure 1: (Continued.)