

Ultrafast VHE Gamma-Ray Flares of AGN

Maxim V. Barkov¹

¹INASAN, Russia

SAO RAS
15 October 2024

My collaborators

Felix A. Aharonian

Sergey V. Bogovalov

Valentí Bosch-Ramon

Anton V. Dorodnitsyn

Stanislav R. Kelner

Dmitriy V. Khangulyan

Manel Perucho



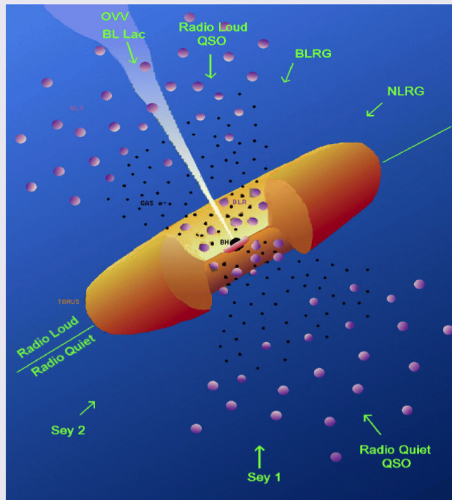
Outline

- 1 Introduction to AGNs
- 2 VHE fast variability in AGNs
- 3 Three models of VHE fast variability
- 4 Few examples of Star/Cloud-Jet interaction
- 5 A powerful jet and heavy cloud (3C454.3)
- 6 Conclusions



Introduction to AGNs

The Unified Model of AGN




Urry & Padovani (1995)

AGNs scales

Active galactic nuclei occupy a tiny fraction of a galaxy.

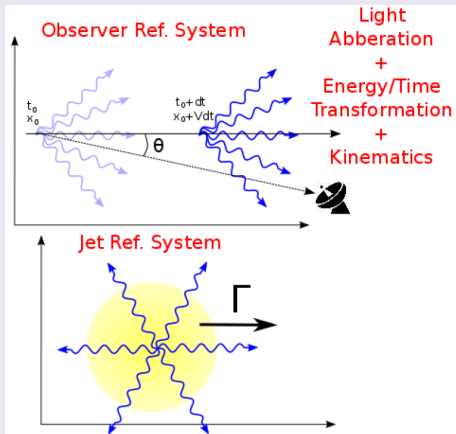
$$R_G \approx 10^4 \text{ pc} \quad R_{\text{tor}} \approx 1 \text{ pc} \quad \text{and} \\ R_{\text{BH}} \approx 10^{-5} \text{ pc}$$



NGC5548



Doppler Boosting



Radiation Transformation

- Light Abberation enhance by δ^2
 - Energy transformation by δ
 - Time transformation by $1/\Gamma$
 - Kinematic Shrinking by $\Gamma \delta$
- Thus, luminosity is enhanced as

$$L_{pb} \approx \delta^4 L'$$

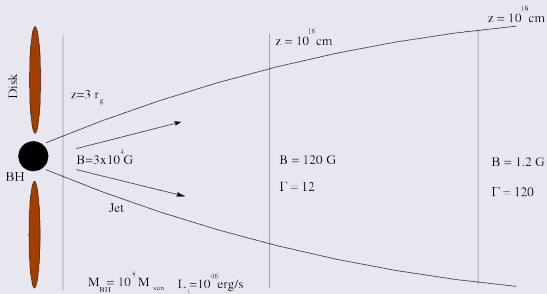
where

$$\delta = \frac{1}{\Gamma \left(1 - \frac{v}{c} \cos \theta\right)}$$

for blazars $\theta \lesssim 1/\Gamma$, i.e., $\delta \sim 2\Gamma$

Structure of the Magnetically driven Jet


Sketch of the jet with characteristic magnetic field strengths and bulk Lorentz factors at typical distances from a BH with mass $M_{BH} = 10^8 M_{\odot}$ and $L_j = 10^{46}$ erg s $^{-1}$.



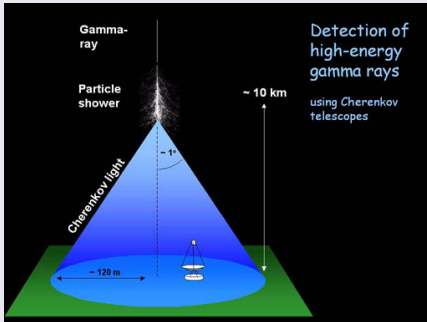
(Komissarov et al., 2007 & 2009; Beskin et al., 2006; Lyubarsky 2011).
Realistic jets are not uniform (see Komissarov et al., 2009)

Simple analytics

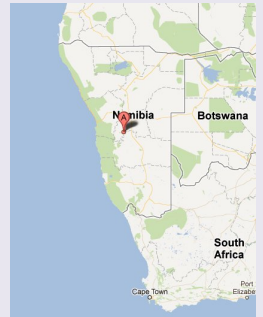
$$\Gamma_j = \frac{\omega}{4r_g}, \quad \theta \sim \frac{1}{\Gamma_j}, \quad B_c \approx \frac{2}{z} \left(\frac{L_j}{c} \right)^{1/2} G$$



Cherenkov Technique



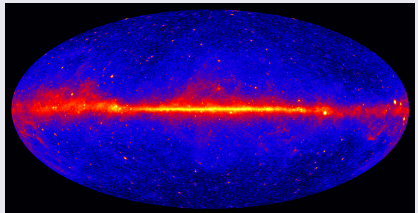
HESS Location



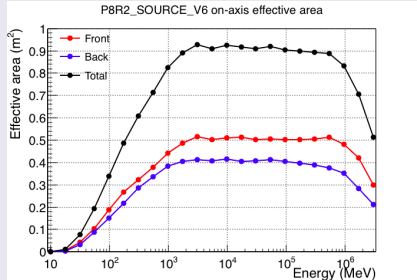
Fermi Gamma-Ray Space Telescope (NASA)



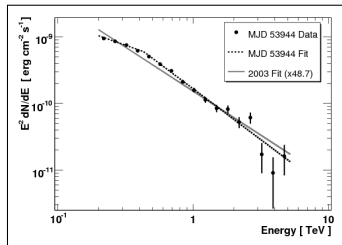
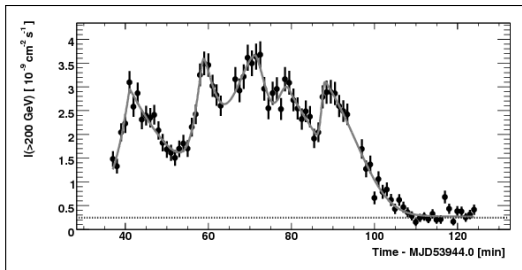
GeV Sky



LAT collection area



PKS 2155–304 observations (the First)



The observed parameters of the PKS 2155–304 flares (H.E.S.S. data)

$$L_\gamma \approx 10^{47} \text{ erg s}^{-1}$$

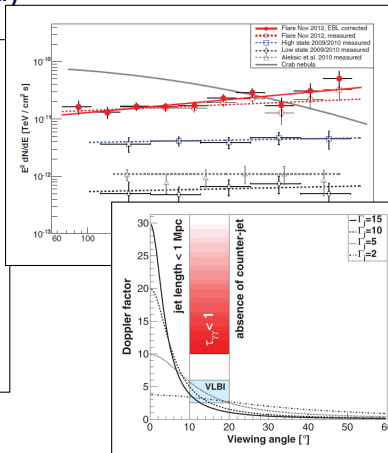
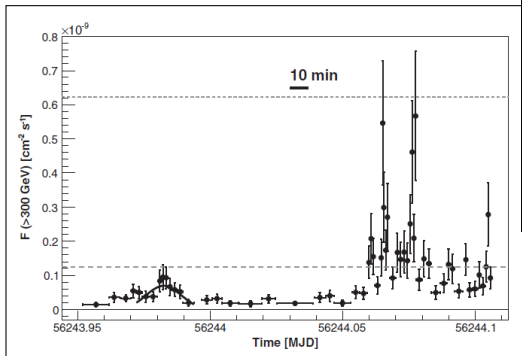
$$t_{\text{var}} \approx 200 \text{ s} \sim 0.04 r_g/c$$

$$L_X \sim 10^{46} \text{ erg s}^{-1}$$

(Aharonian et al 2007)



TeV Flare in IC310 (Misaligned)



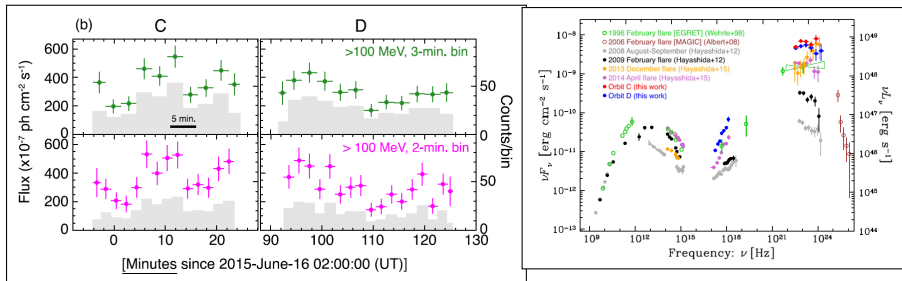
The observed parameters of the IC310 TeV flares (MAGIC data)

$$L_{\gamma} \approx 2 \times 10^{44} \text{ erg s}^{-1}$$

$$t_{\text{var}} \approx 4.8 \text{ min} \sim 0.2 r_g / c$$

Aleksic et al (2014)

GeV Flare in 3C279 (Bright)



The observed parameters of the 3C279 GeV flares (*Fermi*/LAT data)

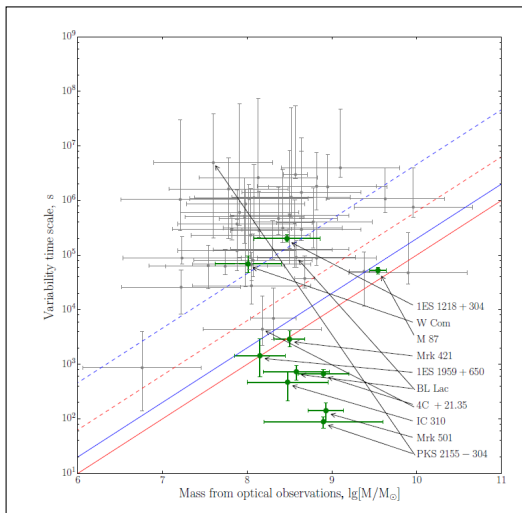
$$L_{\gamma} \approx 10^{49} \text{ erg s}^{-1}$$

$$t_{\text{var}} \approx 5 \text{ min} \sim 0.1 r_g / c$$

Ackermann et al (2016)



Very fast variability in AGNs

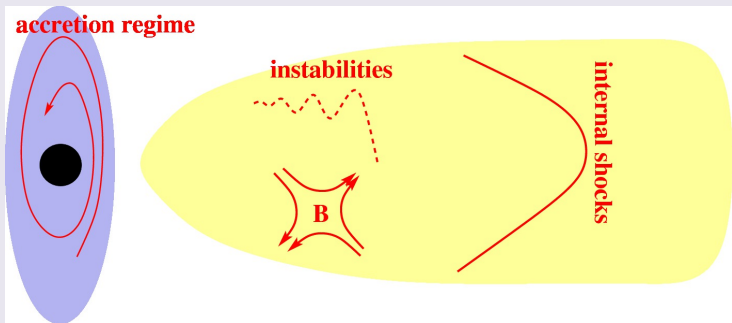


Vovk & Babic (2016)



Where is the source of the variability?

There are a lot of hypothetical sites



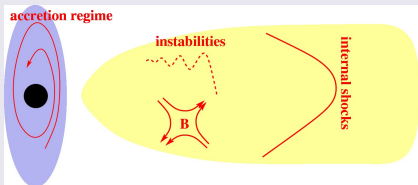
Internal Shocks, Magnetic Reconnection, Change in Accretion, Magnetospheric Gap, Instabilities....

The problem of the fast variability:

BH light crossing time

It is straightforward to compare these timescales with the minimum time that characterizes a black hole system as an emitter, namely, the light crossing time of the gravitational radius of the black hole:

$$\tau_0 = r_g/c \approx 5 \times 10^2 M_8 \text{ s.}$$



Limitation:

Let us present the proper size of the production region as $R' = \lambda \Gamma_j r_g$, where λ is a dimensionless parameter, which corresponds to the ratio of the production region size in the laboratory frame to the gravitational radius.

The causality condition provides a limitation on the variability timescale:

$$\frac{t_{\text{var}}}{\tau_0} \geq \frac{\lambda \Gamma_j}{\Gamma_{\text{em}}}.$$

Three models of VHE fast variability

- The Black Hole Magnetospheric Model
 $\lambda \ll 1 \quad \Gamma_{\text{emj}} \sim \Gamma_j \sim 1$
- Relativistically Moving Blobs (jet-in-jet)
 $\lambda \sim 1 \quad \Gamma_{\text{em}} \gg \Gamma_j \gg 1$
- Cloud/Star in jet model
 $\lambda \ll 1 \quad \Gamma_{\text{em}} \sim \Gamma_j \gg 1$

$$\frac{t_{\text{var}}}{\tau_0} \geq \frac{\lambda \Gamma_j}{\Gamma_{\text{em}}}.$$

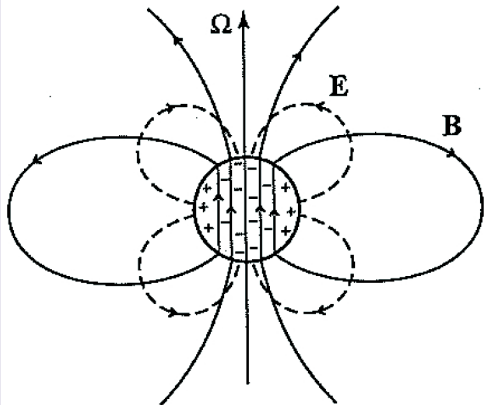


The Black Hole Magnetospheric Model

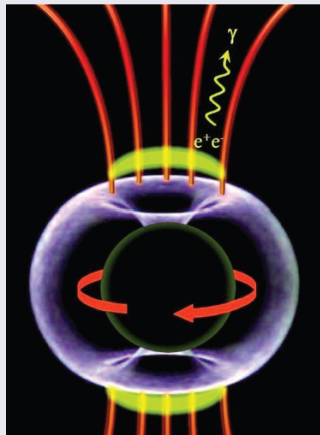


Black Hole Magnetospheric Model:

Pulsar Magnetosphere



Black Hole Magnetosphere



Aleksic et al (2014)

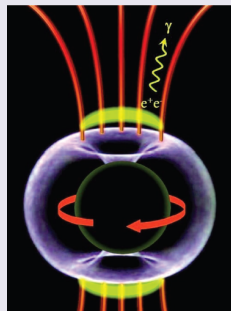
Black Hole Magnetospheric Model:

Optimistic Total Energetic Budget

- $\Delta V \lesssim h B_{\text{bh}} \frac{R \Omega_F \sin \theta}{c}$, $\frac{\Omega_F}{c} \simeq \frac{1}{4r_g}$
- $L_{\gamma,ms} < 4\pi R^2 c \kappa \rho_{\text{GJ}} \Delta V$, $\rho_{\text{GJ}} = \Omega_F B_{\text{bh}} \sin \theta / (2\pi c)$
- $L_{\gamma,ms} < \frac{1}{8} \kappa B_{\text{bh}}^2 r_g h c \sin^2 \theta$ (2x larger compare to Balandford-Znajek, 1/100 compare to Levinson&Rieger 2011)
- $\dot{m} < 10^{-2} \alpha_{\text{SS}} \eta \beta_m^{1/7} M_8^{-1/7}$ the maximum accretion rate compatible with vacuum gap (generalized results of Levinson&Rieger 2011)
- $B_d = \sqrt{8\pi \beta_m \rho_g}$, $h = 10^{13} t_{\text{var},5} \text{ cm}$
- $L_{\gamma,ms} < 2 \times 10^{43} \frac{\beta_m^{8/7} \kappa t_{\text{var},5} \sin^2 \theta}{M_{\text{BH},8}^{1/7}} \text{ erg s}^{-1}$
- $L_{\gamma,\text{IC310}} \approx 2 \times 10^{44} \text{ erg s}^{-1}$

idea Neronov& Aharonian (2007)

Black Hole Magnetosphere



Aleksic et al (2014)

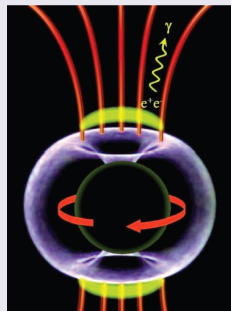
Black Hole Magnetospheric Model:

Optimistic Total Energetic Budget

- $\Delta V \lesssim h B_{\text{bh}} \frac{R \Omega_F \sin \theta}{c}$, $\frac{\Omega_F}{c} \simeq \frac{1}{4r_g}$
- $L_{\gamma,ms} < 4\pi R^2 c \kappa \rho_{\text{GJ}} \Delta V$, $\rho_{\text{GJ}} = \Omega_F B_{\text{bh}} \sin \theta / (2\pi c)$
- $L_{\gamma,ms} < \frac{1}{8} \kappa B_{\text{bh}}^2 r_g h c \sin^2 \theta$ (2x larger compare to Balandford-Znajek, 1/100 compare to Levinson&Rieger 2011)
- $\dot{m} < 10^{-2} \alpha_{\text{SS}} \eta \beta_m^{1/7} M_8^{-1/7}$ the maximum accretion rate compatible with vacuum gap (generalized results of Levinson&Rieger 2011)
- $B_d = \sqrt{8\pi \beta_m \rho_g}$, $h = 10^{13} t_{\text{var},5} \text{ cm}$
- $L_{\gamma,ms} < 2 \times 10^{43} \frac{\beta_m^{8/7} \kappa t_{\text{var},5} \sin^2 \theta}{M_{\text{BH},8}^{1/7}} \text{ erg s}^{-1}$
- $L_{\gamma,\text{IC310}} \approx 2 \times 10^{44} \text{ erg s}^{-1}$

idea Neronov& Aharonian (2007)

Black Hole Magnetosphere



Aleksic et al (2014)



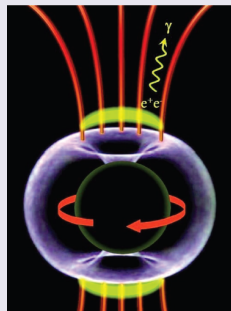
Black Hole Magnetospheric Model:

Optimistic Total Energetic Budget

- $\Delta V \lesssim h B_{\text{bh}} \frac{R \Omega_F \sin \theta}{c}$, $\frac{\Omega_F}{c} \simeq \frac{1}{4r_g}$
- $L_{\gamma,ms} < 4\pi R^2 c \kappa \rho_{\text{GJ}} \Delta V$, $\rho_{\text{GJ}} = \Omega_F B_{\text{bh}} \sin \theta / (2\pi c)$
- $L_{\gamma,ms} < \frac{1}{8} \kappa B_{\text{bh}}^2 r_g h c \sin^2 \theta$ (2x larger compare to Balandford-Znajek, 1/100 compare to Levinson&Rieger 2011)
- $\dot{m} < 10^{-2} \alpha_{\text{SS}} \eta \beta_m^{1/7} M_8^{-1/7}$ the maximum accretion rate compatible with vacuum gap (generalized results of Levinson&Rieger 2011)
- $B_d = \sqrt{8\pi \beta_m \rho_g}$, $h = 10^{13} t_{\text{var},5} \text{ cm}$
- $L_{\gamma,ms} < 2 \times 10^{43} \frac{\beta_m^{8/7} \kappa t_{\text{var},5} \sin^2 \theta}{M_{\text{BH},8}^{1/7}} \text{ erg s}^{-1}$
- $L_{\gamma,\text{IC310}} \approx 2 \times 10^{44} \text{ erg s}^{-1}$

idea Neronov& Aharonian (2007)

Black Hole Magnetosphere



Aleksic et al (2014)

Black Hole Magnetospheric Model:

Optimistic Total Energetic Budget

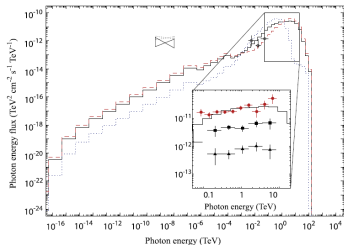
- $\Delta V \lesssim h B_{\text{bh}} \frac{R \Omega_F \sin \theta}{c}$, $\frac{\Omega_F}{c} \approx \frac{1}{4 r_g}$
- $L_{\gamma,ms} < 4\pi R^2 c \kappa \rho_{\text{GJ}} \Delta V$, $\rho_{\text{GJ}} = \Omega_F B_{\text{bh}} \sin \theta / (2\pi c)$
- $L_{\gamma,ms} < \frac{1}{8} \kappa B_{\text{bh}}^2 r_g h c \sin^2 \theta$ (2x larger compare to Balandford-Znajek, 1/100 compare to Levinson&Rieger 2011)
- $\dot{m} < 10^{-2} \alpha_{\text{SS}} \eta \beta_m^{1/7} M_8^{-1/7}$ the maximum accretion rate compatible with vacuum gap (generalized results of Levinson&Rieger 2011)
- $B_d = \sqrt{8\pi \beta_m \rho_g}$, $h = 10^{13} t_{\text{var},5} \text{ cm}$
- $L_{\gamma,ms} < 2 \times 10^{43} \frac{\beta_m^{8/7} \kappa t_{\text{var},5} \sin^2 \theta}{M_{\text{BH},8}^{1/7}} \text{ erg s}^{-1}$
- $L_{\gamma,\text{IC310}} \approx 2 \times 10^{44} \text{ erg s}^{-1}$
- $L_{\gamma,\text{IC310}} \gg L_{\gamma,ms}$

Black Hole Magnetosphere



Aleksic et al (2014)

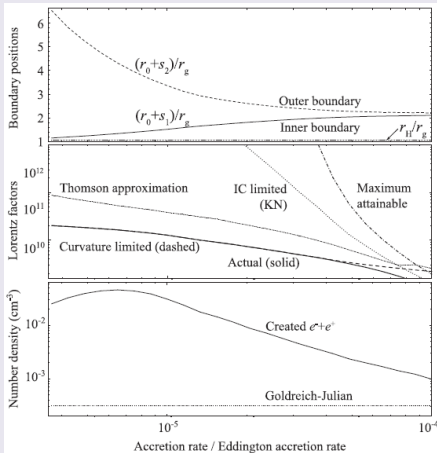
Black Hole Magnetospheric Model:



Payback for the model:

- The thickness of the Gap is inconsistent with the variability time.
- $B_{\text{BH}} = 10^4 \text{ G}$ with $\dot{m} = 8 \times 10^{-6}$.
- **The effectiveness of accretion $> 10000 \%$!!!**
- 3D GRMHD models show the effectiveness $< 300 \%$

Numerical properties of the gap:



Hirovani&Pu (2016)

Relativistically Moving Blobs (jet-in-jet)



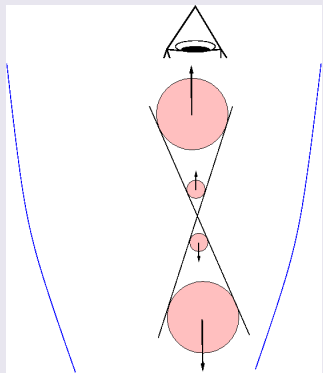
Relativistically Moving Blobs (jet-in-jet):

Energy Budget for single flare

- The magnetic field reconnection in a highly magnetized jet can form relativistically moving blob in the jet reference frame.
- Variability time-scale determines size of the production region: $\tilde{l}_{em} = c\Delta t\Gamma_{em}$, here $\Gamma_{em} = 2\Gamma_j\Gamma_{co}/(1 + \alpha^2)$ and $\alpha = \theta\Gamma_j$
- $L_j = 1.4 \times 10^{-5} L_\gamma \left(\frac{1+\alpha^2}{4}\right)^6 \frac{r_2^2 M_8^2}{\Gamma_{co,1}^6 \Gamma_{j,1}^6 \xi^{-1} t_{var,5}^2}$.

idea from Giannios (2009,2010)

Lucky Jet-in-Jet



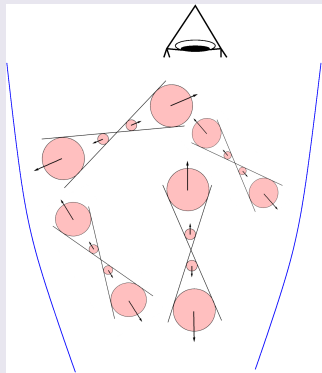
Relativistically Moving Blobs (jet-in-jet):

Energy Budget for multiple flares

- The probability for an observer to be in the mini-jet beaming cone is: $P \simeq (2\Gamma_{\text{co}})^{-2}$
- The total number of mini-jets during flaring episode can be estimated as $N \approx \Phi T / P t_{\text{var}}$
- The total dissipated energy for the flare should be smaller than the energy that is contained in the dissipation region
- $L_j > 0.006\Phi (1 + \alpha^2)^4 \Gamma_{j,1}^{-2} L_\gamma \xi^{-1}$

idea from Giannios (2009,2010)

Isotropic Jets-in-Jet



Cloud/Star in Jet Model



Cloud/Star in Jet Model

External origin of the blobs:

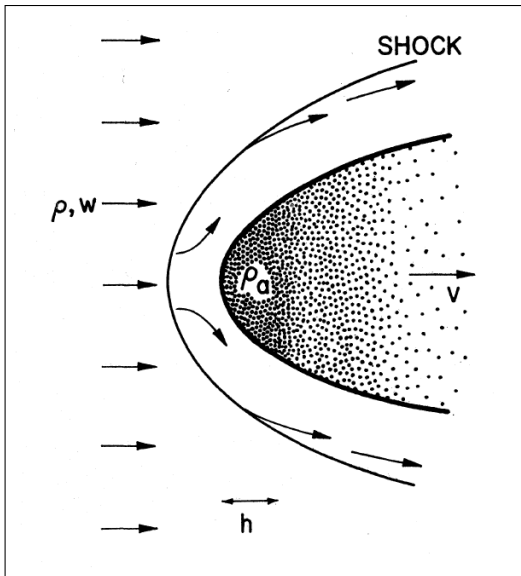
- If blobs have external origin, they can be **very small** as compared to the hydrodynamical scale of the jet....
- External blobs contain **no energy** (as compared to the jet)
- I.e. external blobs must be able to **trigger an intensive interaction**. To be heavy?
- Compact and heavy, i.e **DENSE**: stars, BLR clouds?

Specific realization of such blob formation:

Jet-Red Giant Interaction Scenario



Cloud — Jet interaction



(Blandford & Königl 1979)

Main Ingredients

AGN jet

- Relativistic outflow ($\Gamma_{\text{bulk}} \sim 10 - 100$, likely depends on the distance)
- Narrow: typically one adopts $\theta \simeq \Gamma^{-1}$, i.e.,
- Cross section:

$$\omega \simeq 10^{17} \Gamma_{1.5}^{-1} R_{\text{pc}} \text{cm}$$

Stars around BH

- Moves with Keplerian velocity:

$$V_* \simeq 600 M_{\text{BH}}^{1/2} R_{\text{pc}}^{-1/2} \text{km/s}$$

- Density (quite uncertain): $\rho_* \simeq \rho_0 R^{-a}$

Mass injection between 10^{-2} and 10^{-1} pc:

$$\dot{M}_* \simeq 2 \times 10^{-5} \frac{\rho_0 M_{\text{BH},8}^{1/2}}{\Gamma_{1.5}} \int_{0.01}^{0.1} x^{1/2-a} dx [\text{pc}^3 \text{yr}^{-1}],$$

Probability to get a star to a jet

Murphy et al. 1991

- it was revealed that “ a ” spans a quite broad range depending on the mass accumulated in the central parsec
- It was obtained that $a = 7/2$ for $\bar{\rho} = 10^6 M_{\odot} \text{pc}^{-3}$ and $a = 1/2$ for $\bar{\rho} = 10^8 M_{\odot} \text{pc}^{-3}$

Mass injection appears to depend very weakly on a

$$\dot{M}_* \simeq 2 \times 10^2 M_{\text{BH},8}^{1/2} M_{\odot} \Gamma_{1.5}^{-1} \text{yr}^{-1}$$

$$\text{for } 10^{-2} < R_{\text{pc}} < 0.1$$

One can expect HUNDREDS of stars entering per year
which can contain a few Red Giants or young stars per year...



Cloud/Star in jet model:

Optimistic Energetic Constraint

- maximal observed energy to one blob:

$$E_\gamma \simeq \xi M_c c^2 \delta_j^3$$

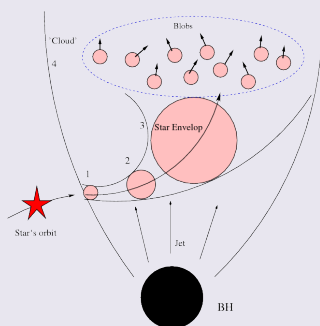
- The variability time scale: $t_{\text{var}} \simeq \frac{4cM_c\Gamma_j^2}{P_j\pi R_c^2\delta_j}$

- $L_j > 0.025 (1 + \alpha^2)^4 \Gamma_{j,1}^{-2} L_\gamma \xi^{-1}$

- Jet power in star-jet model is only a factor of $4/\Phi$ larger than the estimate for the jet-in-jet scenario

idea from Barkov et al (2012)

Cloud/Star-jet interaction



Summary

Comparison of models for different sources

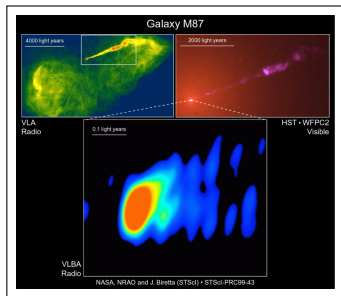

Source	IC 310	M87	3C454.3	3C 279	PKS 2155–304
$M_{\text{BH},8}$	3	60	10	5	3
t_5	1	175	54	1	0.6
τ	0.2	2	3	0.1	0.04
L_γ , erg/cm ² s	2×10^{44}	10^{42}	2×10^{50}	10^{49}	10^{47}
Φ	0.1	0.3	0.7	0.3	0.7
Γ_j	10	10	20	20	20
Γ_{co}	10	10	10	10	10
α	2	2	0	0	0
$L_\gamma/L_{\gamma,ms}$	10	5×10^{-4}	3×10^5	5×10^5	10^4
$L_{j,jj}$	10^{44}	10^{42}	2×10^{47}	4×10^{45}	10^{44}
$L_{j,cj}$	3×10^{45}	2×10^{43}	10^{48}	5×10^{46}	6×10^{44}

Table: Where $M_{\text{BH},8} = M_{\text{BH}}/10^8 M_\odot$ is SMBH mass, $t_5 = t/300$ s variability time, $\tau = tc/r_g$ non-dimensional variability time in units of gravitation radius light crossing time, L_γ maximum luminosity in γ -rays, Γ_j is jet Lorentz factor, Γ_{co} is Lorentz factor of mini-jet, $\alpha = \theta/\Gamma_j$ is normalized viewing angle, $L_{\gamma,ms}$ is upper limit of γ -ray luminosity for magnetospheric model, $L_{j,jj}$ is minimal jet power for jet-in-jet model, $L_{j,cj}$ is minimum jet power for cloud-jet model.

VHE variability in M87



M87 observations



The parameters of the M87 BH and Jet

$$M_{BH} \simeq 6.4 \times 10^9 M_{\odot}$$

$$L_{jet} \simeq (1 - 5) \times 10^{44} \text{ ergs s}^{-1}$$

radiative active region (in radio) $r \lesssim 10^{17} \text{ cm}$

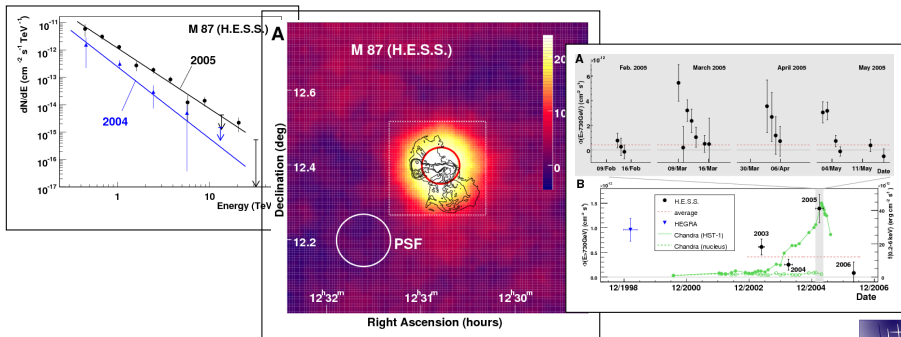


H.E.S.S., MAGIC, VERITAS observations of M87

Several flashes were observed in 2006, 2008, 2010.

Variability on scales $t \sim 1$ day

The flux $L_\gamma \sim 10^{42}$ ergs s^{-1} $E_{\gamma,max} \simeq 20$ TeV.


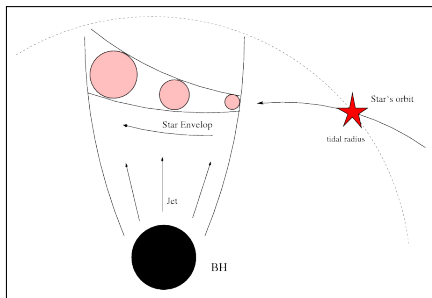


(Aharonian et al 2006; Abramowski et al. 2011; Aliu et al. 2011)



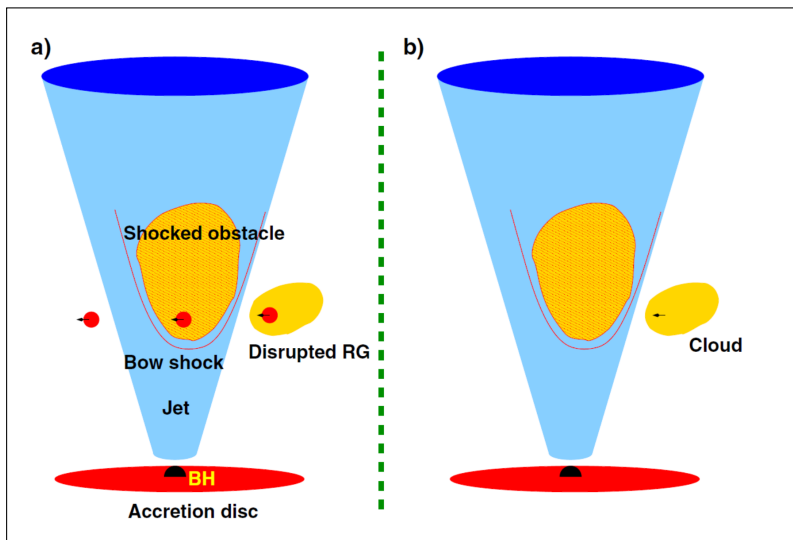
Tidal interaction

- In the case of FRI galaxies the ram pressure of the jet is not enough to destroy the RG outer layers.
- If the star approaches closer to the BH than the tidal disruption radius $r_T = R_{RG} \left(\frac{M_{BH}}{M_{RG}} \right)^{1/3}$, the outer layers of the star can be ablated by the jet.



(Barkov et al 2010; Lodato et al. 2009)

Cloud/Star — Jet interaction

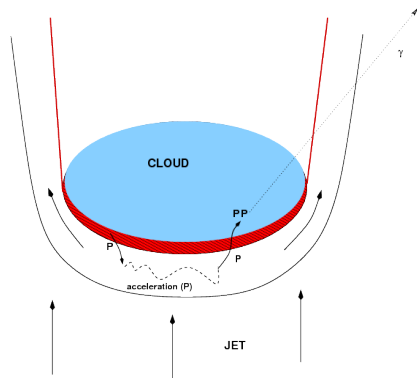


(Barkov et al 2010, 2012b)

p-p interaction

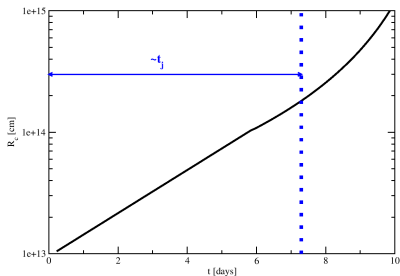
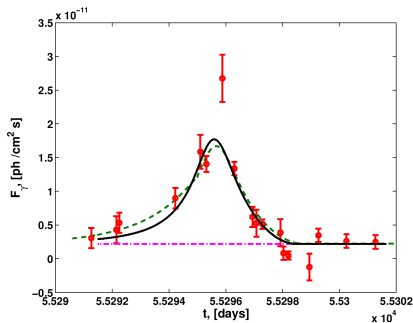
The cloud density can be very high making the pp interactions to be the most plausible mechanism for the gamma-ray production in the RG-jet interaction scenario: in this case the characteristic cooling time for pp collisions is

$$t_{pp} \approx \frac{10^{15}}{c_f n_c} = 10^5 n_{c,10}^{-1} c_f^{-1} \text{ s} \quad \chi \equiv E_\gamma / E_p = 0.17 [2 - \exp(-t_v / t_{pp})]$$



VHE light curve and the cloud evolution (Analytical model)

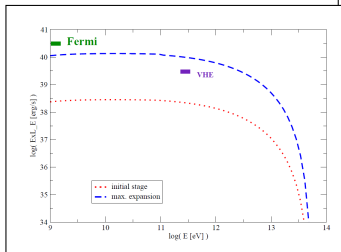
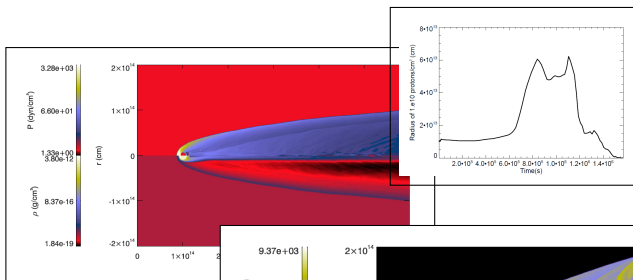
The adopted parameter values are: $L_j = 5 \times 10^{44} \text{ erg s}^{-1}$,
 $M_{\text{BH}} = 6.4 \times 10^9 M_{\odot}$, $r_c = 10^{13} \text{ cm}$, $\theta_{-1} = 0.5$, $M_{\text{RG}} = 1 M_{\odot}$,
 $z_{\text{jc}} \approx 3 \times 10^{16} \text{ cm}$, $M_c \approx 2 \times 10^{29} \text{ gr}$.



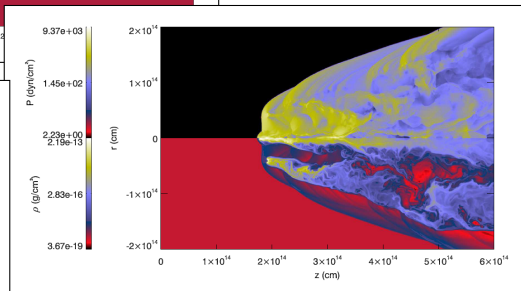
April 2010 flare (data from H.E.S.S., MAGIC and VERITAS)
(Barkov et al 2012b)



Star envelop evolution (Numerical results)



(Bosch-Ramon et al 2012)




Star envelop evolution (Numerical results)

Star + Wind


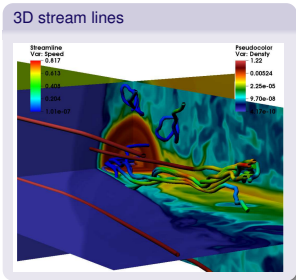
(Bosch-Ramon et al 2012)



Star envelop evolution (Numerical results)



Perucho, Bosch-Ramon and BMV 2017



Wind-Jet interaction in 2D

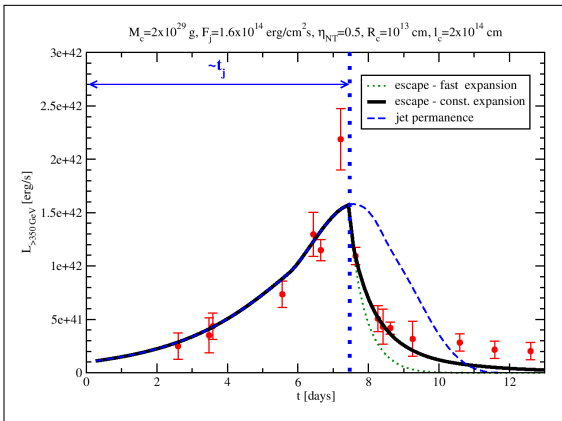
Uniform cloud

Perucho, Bosch-Ramon and BMV (2017)

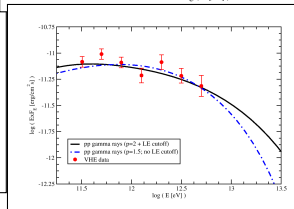
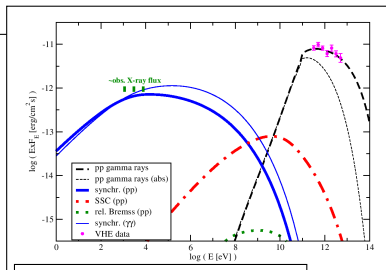


VHE light curves and spectra (Numerical model)

$$\xi = 0.5 \text{ and } Q_p(E) \propto E^{-2}$$



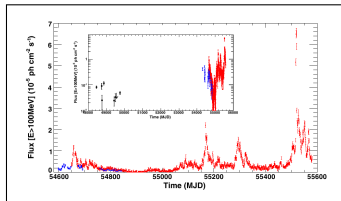
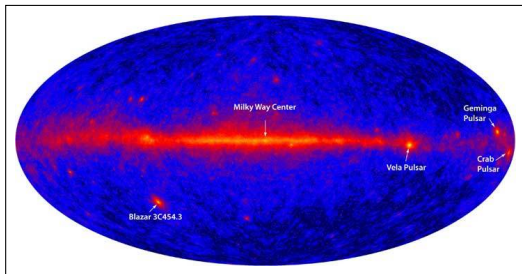
(Barkov et al 2012b)



Fast variability in GeV blazars (3C454.3)



3C454.3 observations



The observed parameters of the 3C454.3 flares (*Fermi* data)

$$L_{\gamma} \approx 2 \times 10^{50} \text{ erg s}^{-1}$$

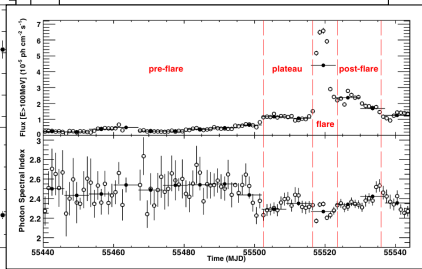
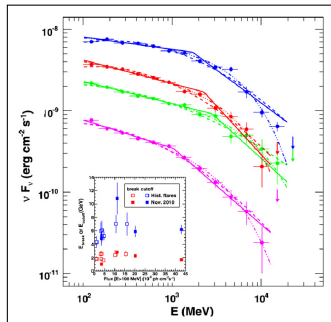
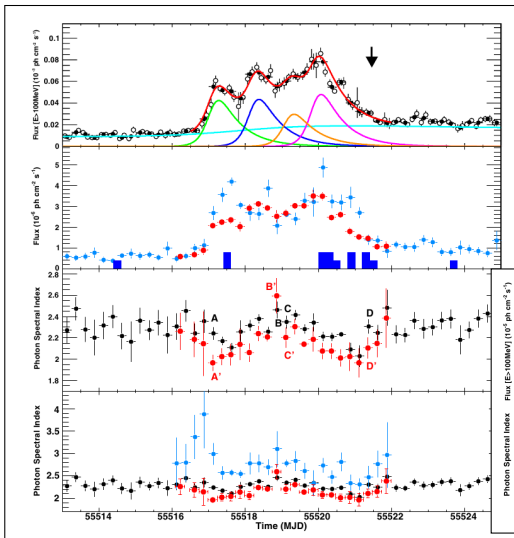
$$\tau_r \approx 4.5 \text{ h}$$

$$L_X \sim 5 \times 10^{47} \text{ erg s}^{-1}$$

(Abdo et al. 2011; Vercellone et al. 2011)

3C454.3 observations (2010 November)

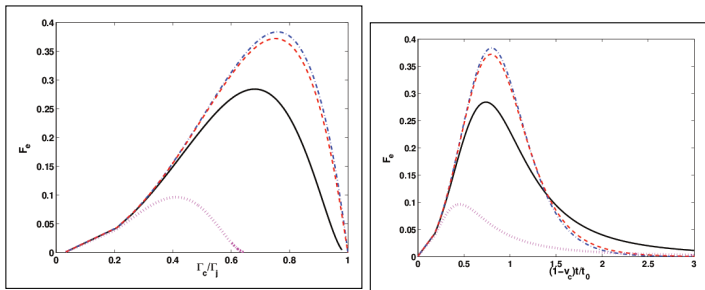
(Abdo et al 2011)



Relativistic Stage

At the relativistic stage, the dynamics of the cloud is described by the following equation:

$$\frac{dg}{dy} = \left(\frac{1}{g^2} - g^2 \right) \frac{D}{y^2}, \quad D \equiv \frac{L_j r_c^2}{4\theta^2 \Gamma_j^3 z_0 c^3 M_c}, \quad g \equiv \frac{\Gamma_c}{\Gamma_j}, \quad y \equiv \frac{z}{z_0}.$$

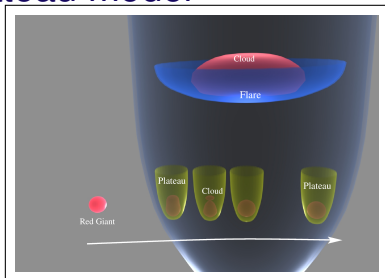


Solutions of the equation shown as $F_e \equiv L/L_{max}$ vs Lorentz factor of the cloud and as L/L_{max} vs the observed time ($t_0 = z_0/2D\Gamma_j^2 c$):

$D = 100, 10, 1$ and 0.1 . (Barkov et al 2012a)



Sketch and Plateau model



$$\dot{M}_* \approx 10^{24} L_{\gamma,49} \xi_{-1}^{-1} \Gamma_{j,1.5}^{-3} \text{ g/s.}$$

The cosmic ray/X-ray excite stellar wind (Basko et al. 1973; Dorodnitsyn et al. 2008),

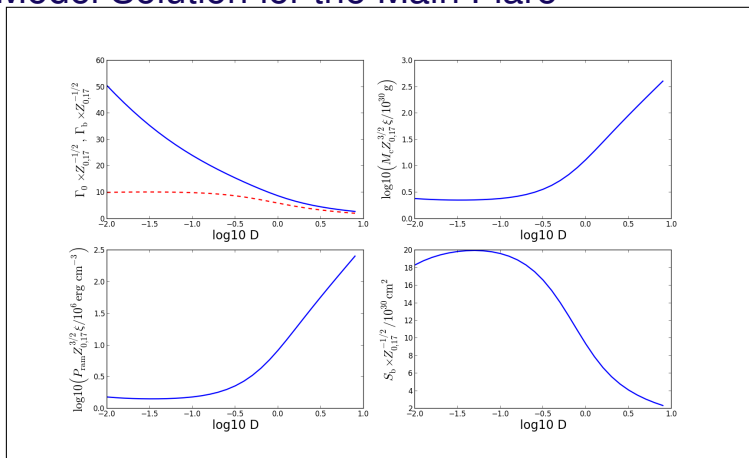
$$\dot{M} \approx 10^{24} \alpha_{-12} R_{*,2}^{5/2} M_{*,0}^{-1/2} \chi P_{0,6} \text{ g s}^{-1}$$

which providing limitations on the stellar radius

$$R_{*,2} \gtrsim \left(\frac{2\bar{F}_e M_{0,*}^{1/2}}{\alpha_{-12} \chi} \right)^{2/5} .$$



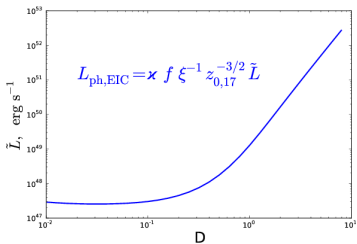
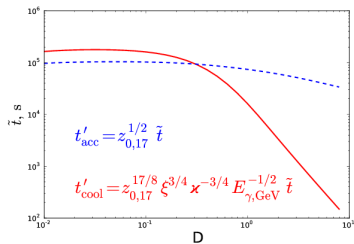
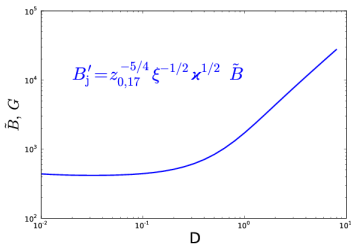
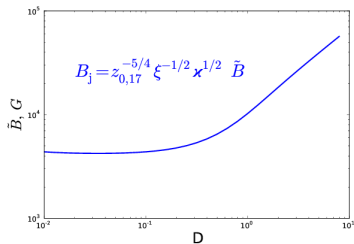
The Model Solution for the Main Flare



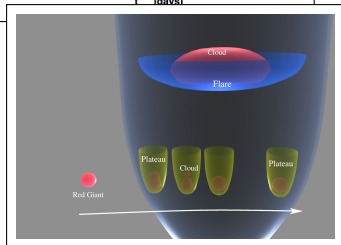
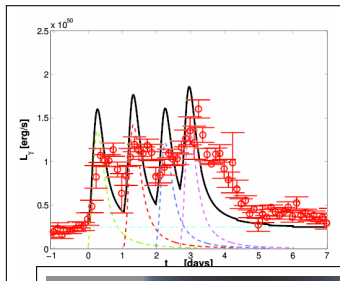
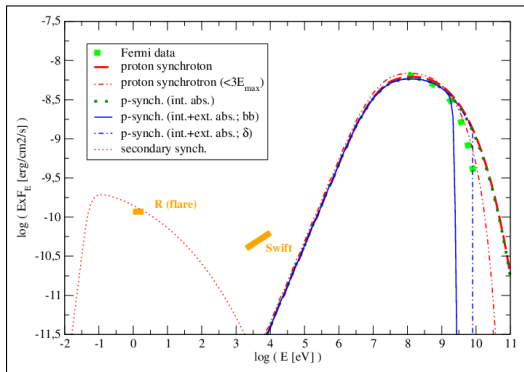
$$D \equiv \frac{L_j r_c^2}{4\theta^2 \Gamma_j^3 z_0 c^3 M_c} \quad L_j \geq 10^{48} \text{ erg s}^{-1}$$

$$M_{\text{BH}} \approx 10^9 M_{\odot} \quad \delta_b \approx 20$$

Radiation Model: limitations



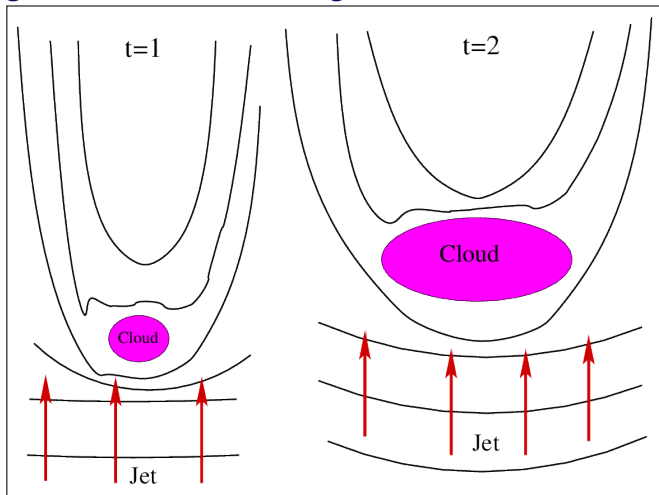
Dynamical light curve + Radiation spectra: Proton synchrotron and secondary synchrotron



$$t_{\text{acc}} / (2\Gamma_b^2) \approx 5 \text{ h.}$$

Khanguyan et al (2013)

The magnetic field shielding

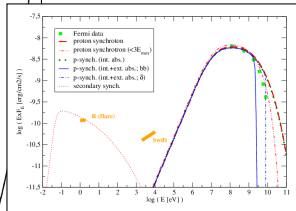
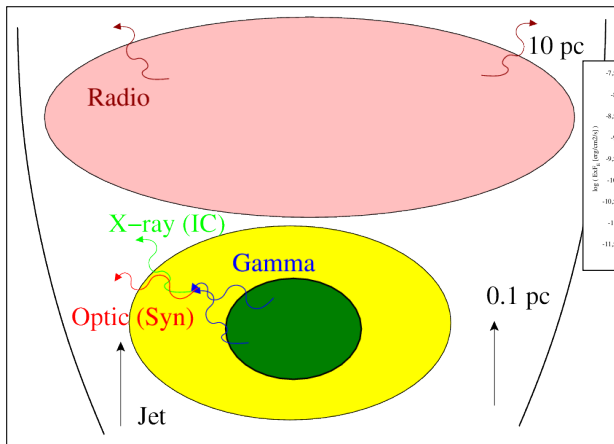


In the framework of JRGI scenario the magnetic field shielding allows to magnetic field remain low inside the blob (Barkov et al. 2012b).

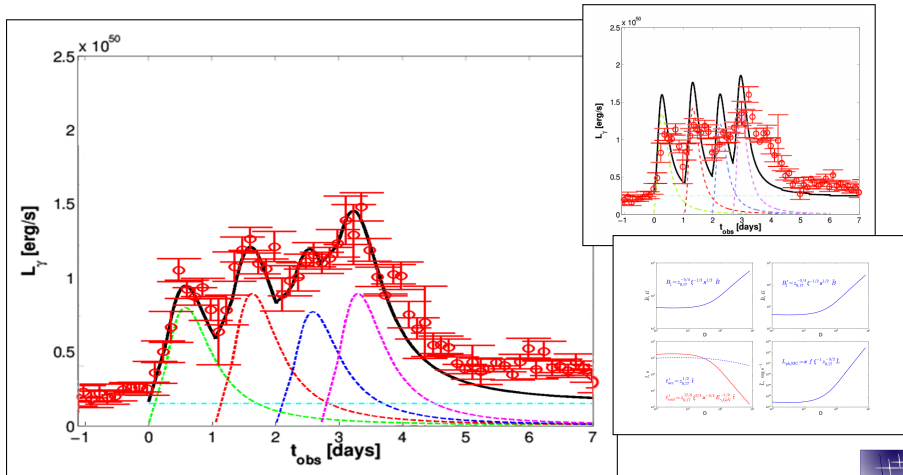
$$B_c \ll B_j$$



Radiation Model: Geometry



Radiation Model: Dynamical light curve + cooling time










Conclusions

- Jet-in Jet model and Cloud/Star-Jet model can explain VHE fast variability in AGNs and revile comparable limitations for the jet power. Cloud/Star-Jet scenario triggers Jet in Jet model?
- In the cases of VHE fast variability magnetospheric model do **not work**.
- The process can render suitable conditions for energy dissipation and proton acceleration, which could explain the detected day-scale TeV flares in 2010 from M87 via **proton-proton** collisions.
- In the case of 3C454.3 the radiation in the GeV energy range can be effectively produced through **proton synchrotron** radiation, Jitter or EIC in the Thompson regime.



Based on:

-  MVB, F.A. Aharonian and V. Bosch-Ramon, (M87); ApJ (2010) 724, 1517
-  MVB, F.A. Aharonian, S.V. Bogovalov, S.R. Kelner and D.V. Khangulyan, (PKS 2155–304); ApJ (2012) 749, 119
-  V. Bosch-Ramon, M. Perucho and MVB, (M87); A&A (2012) 539, 69
-  MVB, V. Bosch-Ramon and F.A. Aharonian, (M87); ApJ (2012) 755, 170
-  D.V. Khangulyan, MVB, V. Bosch-Ramon, F.A. Aharonian and A. Dorodnitsyn, (3C454.3) ApJ (2013) 774, 113
-  F.A. Aharonian, MVB, and D.V. Khangulyan, (IC 310) ApJ (2017) 841, 61
-  M. Perucho, V. Bosch-Ramon and MVB, A&A (2017), v.606, id.A40, 14

Thank you!!!

